

Technical data

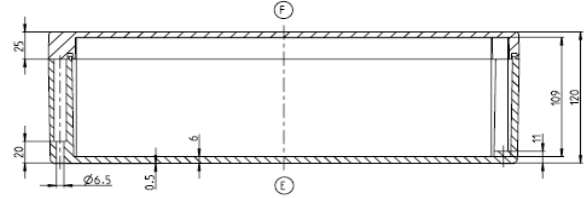
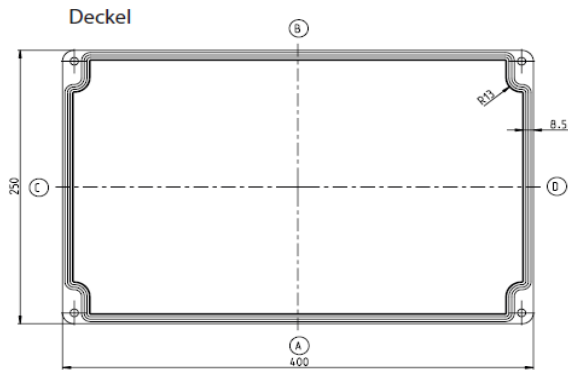


Standard enclosure


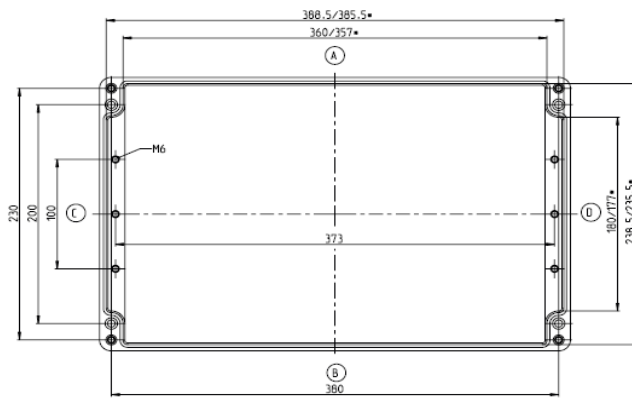
Series CPS

Type description CPS-400

Article number 540000000



Unterteil



* smaller dimension in the height of the support surface of the mounting plate

CPS-400

Standard version

Scope of delivery:

- Gehäuseunterteil / Lower part of enclosure / Partie inférieure du boîtier
- Gehäusedeckel / Enclosure lid / Couverture du boîtier
- Deckelschrauben (Kombi-Kreuzschlitz) lose beigelegt / Cover screws (combination slotted head) enclosed loose / Vis de couvercle (à fente cruciforme combinée) fournies en vrac

-
- RAL9005 (tiefschwarz) / RAL9005 (deep black) / RAL9005 (noir profond)
- Deckeldichtung PUR / lid gasket PUR / Joint de couvercle PUR
- Einzelverpackung in Folie / Single packaging in foil / Emballage individuel sous film

Maximum possible number of threads (data for same diameter, not mixed!)

ISO M	M12	M16	M20	M25	M32	M40	M50	M63
Side A/B	74	38	27	17	13	6	5	4
Side C/D	32	14	10	8	4	3	2	2

BERNSTEIN AG . Hans-Bernstein-Straße 1 . 32457 Porta Westfalica . www.bernstein.eu

Technical changes and errors excepted.

This data sheet corresponds to the technical status as of 17.05.2023 [TT.MM.JJJJ] and will not be withdrawn in the event of changes.

Technical data



Standard enclosure
Series CPS

Properties table CPS-400 Article number 540000000

Specification	Value	according to standard	Comment
General data			
Weight	3650g		
External dimensions	400x250x120		
Degree of protection			
<i>IP code</i>	IP66	DIN EN 60529	
<i>IP code</i>	IP67	DIN EN 60529	
<i>IK code</i>	IK08	DIN EN 62262	
Materials			
<i>Enclosure</i>	Polyester SMC 2600	—	Unsaturated polyester resins (UP) deep black
<i>Lid fastener</i>	A2-70	DIN EN ISO 3506-1	Lid screws
<i>Additional screws</i>	—	—	—
<i>Spring washer</i>	1.4310	DIN EN 10088-3	—
<i>Press-in nut</i>	1.4305 CuZn39Pb3-M	DIN EN 10088-3	—
<i>Seal</i>	PUR	—	Colour: black-grey 2K-polyurethane foam gasket
Toxic behaviour	Halogenfrei / Halogen-free / Sans halogène		—
Mechanical properties			
Torques			
<i>Cover fastener</i>	2,0 Nm		—
<i>Ground screw</i>	—		—
<i>Fastening accessories</i>	2,0 Nm		e.g. support rail, mounting plate
<i>Other fastening</i>	2,0 Nm		Screw channel, external fixing bracket
Maximum installation weight	8,5Kg		—
Thermal properties			
Temperature range			
<i>Enclosure complete</i>	-40°C bis +100°C	—	—
<i>Enclosure material</i>	-60°C bis +165°C	—	—
<i>Seal</i>	-40°C bis +100°C	—	PUR
Fire behaviour			
<i>Flammability</i>	V-0	UL 94	Same content as IEC60659-11-10 and IEC 60695-11-20
<i>Glow wire test</i>	960°C	IEC 60695-2-12	—
Temperature index Enclosure material			
<i>RTI (tensile strength)</i>	130°C	UL 746 B	—
<i>RTI (impact strength)</i>	130°C	UL 746 B	—
<i>RTI (dielectric strength)</i>	105°C	UL 746 B	—
Heat resistance			
<i>Insulation class</i>	—	—	—
Fire behaviour - Fire protection in railway vehicles according to EN 45545-2:2020-10			
<i>Requirement set R1</i>	—	—	—
<i>Requirement set R6</i>	—	—	—
<i>Requirement set R7</i>	—	—	—
Oxygen index	—	—	—
Storage temperature	-20°C bis +60°C	—	—
Thermal resistance	0,91 K/W	—	taking into account the effective power loss

BERNSTEIN AG . Hans-Bernstein-Straße 1 . 32457 Porta Westfalica . www.bernstein.eu

Technical changes and errors excepted.

This data sheet corresponds to the technical status as of 17.05.2023 [TT.MM.JJJJ] and will not be withdrawn in the event of changes.

Technical data



Standard enclosure
Series CPS

Properties table CPS-400			Article number	540000000
Specification	Value	according to standard	Comment	
Usual operating conditions according to DIN EN 62208				
Ambient temperature				
<i>Indoor installation</i>	-5°C bis +40°C	—	on average over 24h +35°C	
<i>Outdoor installation</i>	-25°C bis +40°C	—	on average over 24h +35°C	
Relative humidity				
<i>Indoor installation</i>	max. 50% bei +40°C	—	at low temperatures also higher (e.g. 90% at 20°C); occasionally condensation permissible	
<i>Outdoor installation</i>	zeitweise / temporary / temporairement 100 % bei +25°C	—	at low temperatures also higher (e.g. 90% at 20°C); occasionally condensation permissible	
Chemical properties				
Corrosion resistance	—	—	—	
Corrosion resistance	—	—	—	
Salt spray test	—	—	—	
Resistance list for enclosure materials and seals			see catalogue details	
Electrical properties				
Protection class	II	EN 61140 / VDE 0140-1		Protection through double or reinforced insulation
Rated voltage	max. 500V	—	—	
Surface resistance	< 10 ⁹ Ohm	IEC 60093	—	
Dielectric strength	> 2 kV/cm	IEC 60243-1	—	
Further specifications				
General tolerances				
<i>Casting tolerance</i>	TG 7	DIN ISO 20457	Plastics moulded parts – Tolerances and acceptance conditions	
<i>Machining tolerance</i>	mH	DIN ISO 2768	Machining tolerance	
Product standard	konform/compliant/conforme	DIN EN 62208	Empty enclosures for low-voltage switchgear and controlgear assemblies	
Approval				
<i>c UL us</i>	konform/compliant/conforme	UL 508A / C22.2	Typ 1, 4, 4x with label on request	
<i>ATEX / IECeX</i>	 —	—	on request	
<i>DNV</i>	konform/compliant/conforme	—	—	
Conformities / Directives				
<i>Directive 2011/65/EU (RoHs)</i>	konform/compliant/conforme	2011/65/EU (RoHs)	RoHs	
<i>Low Voltage Directive</i>	konform/compliant/conforme	2014/35/EU	—	
<i>Electrical Equipment (safety) Regulations 2016 (CA UK)</i>	konform/compliant/conforme	2016 NO.1101	—	

BERNSTEIN AG . Hans-Bernstein-Straße 1 . 32457 Porta Westfalica . www.bernstein.eu

Technical changes and errors excepted.

This data sheet corresponds to the technical status as of 17.05.2023 [TT.MM.JJJJ] and will not be withdrawn in the event of changes.