



Main Catalog

Pilot Devices the complete offering

News in this Catalog

- Joysticks
- Compact Mushrooms
- Compact Illuminated Pushbuttons
- Additional Legend Plate Holders
- 50 Ω Potentiometer
- Mounting Tool for Power Tool



Contents

Introduction.....	2
L-Mark.....	4
Emergency Stops.....	5
Pilot Devices overview.....	6

Modular Range

Introduction.....	8
Mounting.....	9
Contact Block combinations.....	10
Pushbuttons.....	11
Double Pushbuttons.....	13
Mushroom Pushbuttons.....	16
Heavy Duty Pushbuttons.....	17
Emergency Stop Pushbuttons.....	18
Machine Stop Pushbuttons.....	19
Selector Switches.....	20
Key-operated Selector Switches.....	26
Potentiometers.....	27
Buzzers.....	27
Reset Pushbuttons.....	28
Pilot Lights.....	29
Toggle Switches.....	30
Joystick.....	31
Accessories.....	32
Technical Data.....	41

Compact Range

Introduction.....	44
Pushbuttons.....	45
Selector Switches.....	46
Emergency Stop Pushbuttons.....	47
Machine Stop Pushbuttons.....	47
Illuminated Pushbutton.....	48
Mushroom.....	49
Pilot Lights with integrated LED.....	50
Pilot Lights.....	51
Accessories.....	52
Technical Data.....	55

Enclosures and Stations

Introduction.....	57
Plastic Enclosures.....	58
Accessories For Plastic Enclosures.....	59
Metallic Enclosures with Accessories.....	64
Assembled Stations.....	65


Legend Plates

Introduction.....	66
Legend Plates.....	67


Signal Towers K70 and Signal Beacons KSB

Introduction.....	76
Signal Towers K70 with Accessories.....	78
Signal Beacons KSB with Accessories.....	80
Technical Data.....	81

Dimensions.....	82
Color selection.....	87
Degrees of Protection.....	88
Explanation of type codes.....	89
Index of type and Order Codes.....	90



Contact Blocks and Holder see the fold-out page at the end of the catalog



L-Mark Customer specific marking online. For more information see page 4 or go to:
<http://bolservices.it.abb.com/pilot-devices>

When you think Pilot Devices – think ABB

Part of a comprehensive ABB program

ABB Pilot Devices are a part of the comprehensive ABB range of high quality Low Voltage Products and Systems for industrial control applications. ABB has a wide global network of external channel partners, such as distributors, system integrators and panel builders all around the world. Our products also meet all essential national and international products standards making us your perfect global business partner.

In combination of our wide range of Pilot Devices ABB also offers a broad product portfolio of Low Voltage Products such as Contactors, Softstarters, DOL & Y/D starters, Electronic relays, Breakers, Switches, UMC etc.

ABB Pilot Devices

ABB offers a complete range of 22 mm Pushbuttons, Emergency Stops, Selector Switches and Signaling Units. These are complemented with Enclosures and a wide range of

Accessories. ABB offers high performing, robust and easy to install products, providing cost efficient solutions for our customers. ABB Pilot Devices are suitable for a wide variety of industrial environments, indoor as well as outdoor.

Made for Tough Industrial Environments

Our Pilot Device ranges feature a heavy-duty design, suitable for tough environments, and meet all major global industrial standards and approvals. Our entire Compact Range and selected parts of the Modular range features IP69K protection degree demanded in many industries such as cement and food & beverage. Whatever the application, you can feel confident that ABB Pilot Devices will do the job.

Worldwide Availability

ABB is represented in over 130 countries, giving our products world wide availability.





Pilot Devices Offering

ABB Pilot Devices offers both a Modular and Compact Range of Pushbuttons. Both feature the same front-of-panel design and appear consistent when combined.

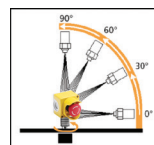
- The Modular Range, features a wide range of operators that can be combined with high flexibility. The unique snap-on design promotes simple and fast assembly.
- The Compact Range features an all-in-one construction and rugged design for added simplicity and ease of installation.

IP67 - IP69K

ABB's entire Compact Range, and selected devices from the Modular Range, are approved IP67 and IP69K. This means that the products are designed to withstand periodic submersion, as well as high pressure, high temperature spraydown.

Wiping Action

The Contact Blocks for both compact and modular devices feature self-cleaning contacts per a built-in wiping action. Upon operation, the moving contact rolls over and slides sideways when touching the fixed contact. This feature ensures a good, clean contact even in applications of seldom or periodic use.



IP69K: High pressure, high temperature spraydown at multiple angles and rotation.



IP67: Submersion to one meter for 30 minutes.



L-Mark - Makes customer-specific marking easy

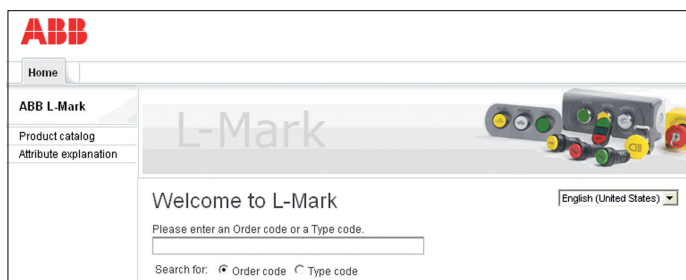
A new system for custom marking our Pilot Devices is now available. In addition to engraving Legend Plates, ABB can now laser-engage our entire Pilot Device offering as well.

The customer will receive a reference number for their specified marking from the L-Mark web page, where it also will be saved, making reordering simple and ensuring that our customers receive their preferred marking every time they order.

It's now possible to create a customer-specific marking online using our five step marking tool:

Visit: <http://bolservices.it.abb.com/pilot-devices>

- Step 1 Find your product by typing the type or Order Code.
- Step 2 Choose between text or symbol marking.
- Step 3 Choose your preferred marking layout.
- Step 4 Type marking or choose any of our 3000 symbols including the ISO 7000 library.
- Step 5 Order the product by the Order Code + ref. code provided on the site. Example:
Order Code: 1SFA 611 130 L1101
(Order Code always with a L instead of a R)
Type code: MPD1-11R-L
Reference number: MUE979



Emergency Stops award winning design



ABB Emergency Stops

Choosing the right Emergency Stop device is vital in order to increase the safety for your personnel and equipment. ABB has a very wide range of Emergency Stops which all fulfill the IEC 60947-5-5 standard for Emergency Stop devices.

Best product award

Our Emergency Stop series was awarded "Best Product" by the well-known magazine P&A, in the category "Ex-shutz & sicherheit" voted by the magazine's readers.

Modular Range - see page 18

Includes operators, holders, Contact Blocks, LED Blocks and Accessories that can be combined with high flexibility.

Compact Range - see page 47

Features an all-in-one design.

Accessories:

- Emergency Stop Shroud
- Enclosures
- Legend Plates



Pilot Devices overview

Modular Range Pilot Devices, 22 mm




Pushbuttons
see page 11



Double Pushbuttons
see page 13




Mushroom Pushbuttons
see page 16



Selector Switches
see page 20




Key operated Selector Switches
see page 26



Pilot Lights
see page 29



Toggle Switches
see page 30




Joysticks
see page 31



Machine Stops - see page 19



Emergency Stops - see page 18



Enclosures and Stations

See page 57



Signal Towers and Signal Beacons

See page 76



Compact Range Pilot Devices, 22 mm



Pushbuttons
see page 45



Illuminated Pushbutton
see page 48



Pilot Lights with integrated LED
see page 50



Pilot Lights with BA 9s socket
see page 51



Selector Switches
see page 46



Machine Stops
see page 47



Emergency Stops
see page 47



Mushrooms
see page 49

Additional products



Extreme Duty Pushbuttons
see page 17



Buzzers
see page 27




Potentiometers
see page 27



Reset Pushbuttons
see page 28

Accessories

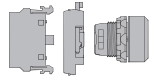
Modular Range – see page 32
Compact Range – see page 52
Legend Plates – see page 67



Pilot Devices, 30 mm

See page 36 (adaptors)





The Modular Range is our widest range of Operators with solutions for almost every need and with market leading electrical ratings.

General construction

- Unique snap on Contact Blocks.
- Simple mounting without tools.
- One of the widest range of integrated LED Bulbs
- Same front design as Compact Range
- Up to 6 Contact Blocks (8 joystick)

Product features

- Suitable in the toughest environments IP 66, (67 & 69K).
- Wiping action gives high performance with low energies.
- UL/NEMA Type 1,3R,4,4X,12,13
- Unique wide range of integrated LED Bulbs.

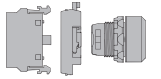
Operators

- Pushbuttons (illuminated & non illuminated).
- Emergency Stops (twist, pull & key release).
- Machine Stops (twist, pull & key release).
- Selector Switches (2 & 3 position).
- Key Switches.
- Mushrooms.
- Joysticks.
- Toggle Switches.
- Extreme Duty Pushbuttons.
- Double Pushbuttons.

Pilot Lights

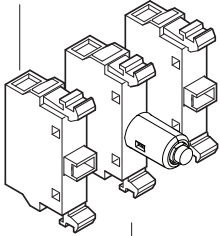
- Integrated LED (wide range of voltages).
- BA9s base for Filament Bulb or LED.

Modular Range mounting



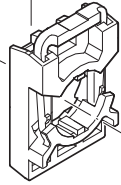
Contact Block

Single pole with making or breaking contact



Holder

Available either for three or five blocks in one single row. Additional blocks can be stacked on holders for three blocks.



Nut

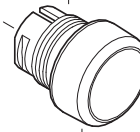
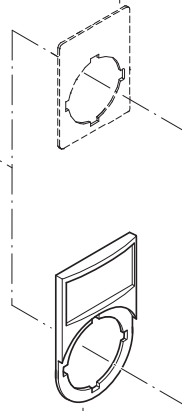


Legend Plates

Of Aluminum with slots that guide the Legend Plate and the operator into the correct position. Please, see the chapter 'Legend Plates' for more information.

Operator

Buttons, lenses and handles in several colors. Illuminated or non-illuminated.



LED/Lamp Block

Illuminated Pushbuttons, illuminated Selector Switches and Pilot Lights have a Lamp Block in the center position of the holder.

Round or notched holes

Same actuator can be used in notched holes as well as in round holes.

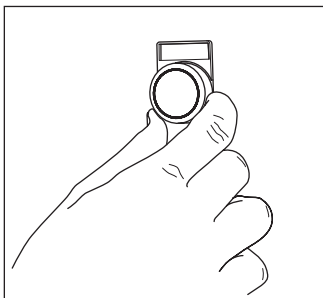
Legend Plate Holder

Of Black Plastic. Insert of brushed Aluminum. Please, see the chapter 'Legend Plates' for more information.

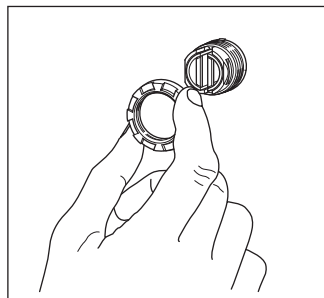
Bezels

Pushbuttons, Selector Switches and Toggle Switches with bezel in Black Plastic, chrome plastic or Chrome Metal are available.

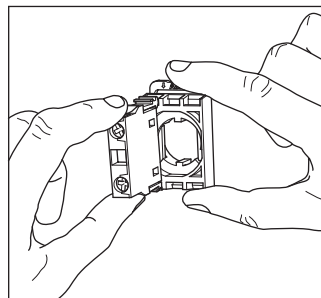
Easy to install



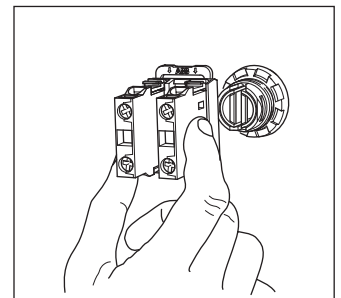
The operator is to be inserted from the front...



...and secured at the back with the nut.

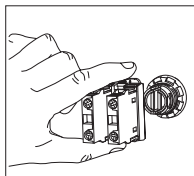
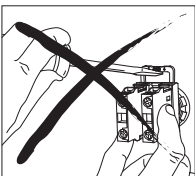


The Contact Blocks/Lamp Block are then snapped on to the holder...



...and the holder snaps on to the operator.

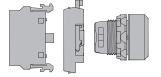
...and to remove



Press down the spring on the holder and pull the holder from the actuator.

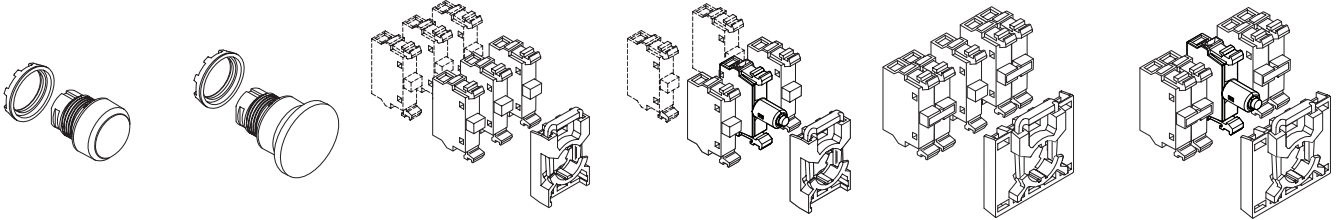
Modular Range Contact Block combinations

Modular Range

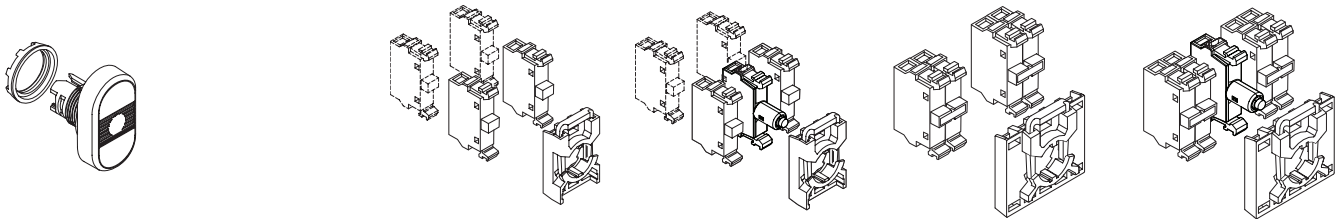


Pushbuttons

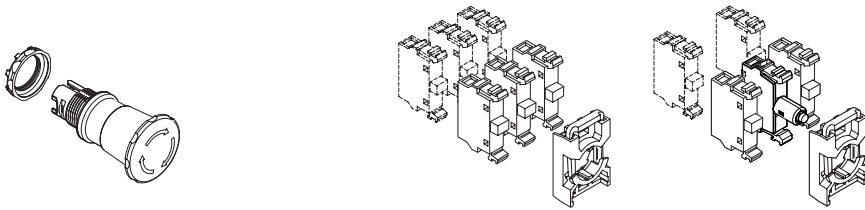
Mushroom Pushbuttons



Double Pushbuttons



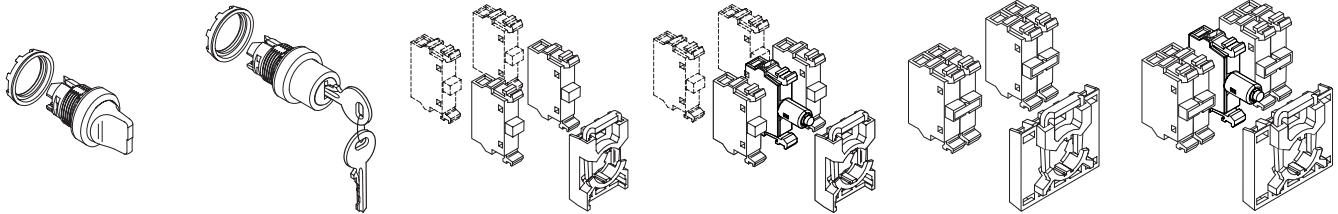
Emergency Stop Pushbuttons



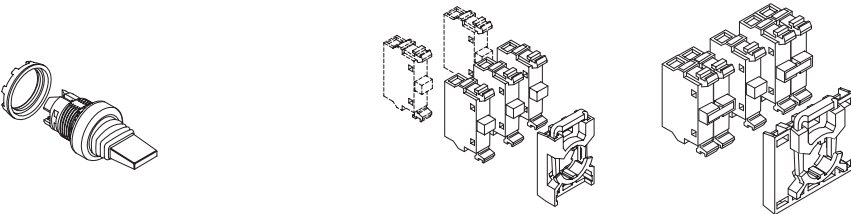
Selector Switches

Key-operated Selector Switches


Note: Selector Switches with operation of center position available on page 22



Toggle Switches

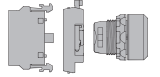


Pilot Lights



Flush and Extended Pushbuttons non-illuminated, momentary and maintained

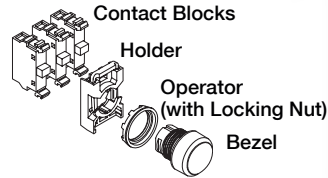
Modular Range



How to order:

Alt.1 • Operator
+ Holder
+ Contact Block(s)

Alt.2 • Operator
+ Holder with Contact Block(s)



Bezel - How to order

Black Plastic - Standard
 Chrome plastic - Replace '1' with '2' in Type and Order Codes
 Chrome Metal - Replace '1' with '3' in Type and Order Codes



Bezel Options	Type	Order Code
Black Plastic	MPX-10X	1SFA 611 10X R1XXX
Chrome plastic	MPX-20X	1SFA 611 10X R2XXX
Chrome Metal	MPX-30X	1SFA 611 10X R3XXX

Operator: Pushbutton



Non-illuminated Flush Pushbutton with Black Plastic Bezel

Description	Type	Order Code	Package Quantity	Weight Kg
Flush Pushbutton				
Momentary				
● Red	MP1-10R	1SFA 611 100 R1001	1x10	0.016
● Green	MP1-10G	1SFA 611 100 R1002	1x10	0.016
● Yellow	MP1-10Y	1SFA 611 100 R1003	1x10	0.016
● Blue	MP1-10L	1SFA 611 100 R1004	1x10	0.016
○ White	MP1-10W	1SFA 611 100 R1005	1x10	0.016
● Black	MP1-10B	1SFA 611 100 R1006	1x10	0.016
○ Clear	MP1-10C	1SFA 611 100 R1008	1x10	0.016
Maintained				
● Red	MP2-10R	1SFA 611 101 R1001	1x10	0.016
● Green	MP2-10G	1SFA 611 101 R1002	1x10	0.016
● Yellow	MP2-10Y	1SFA 611 101 R1003	1x10	0.016
● Blue	MP2-10L	1SFA 611 101 R1004	1x10	0.016
○ White	MP2-10W	1SFA 611 101 R1005	1x10	0.016
● Black	MP2-10B	1SFA 611 101 R1006	1x10	0.016
○ Clear	MP2-10C	1SFA 611 101 R1008	1x10	0.016



Non-illuminated Extended Pushbutton with Black Plastic Bezel

Description	Type	Order Code	Package Quantity	Weight Kg
Extended Pushbutton				
Momentary				
● Red	MP3-10R	1SFA 611 102 R1001	1x10	0.016
● Green	MP3-10G	1SFA 611 102 R1002	1x10	0.016
● Yellow	MP3-10Y	1SFA 611 102 R1003	1x10	0.016
● Blue	MP3-10L	1SFA 611 102 R1004	1x10	0.016
○ White	MP3-10W	1SFA 611 102 R1005	1x10	0.016
● Black	MP3-10B	1SFA 611 102 R1006	1x10	0.016
○ Clear	MP3-10C	1SFA 611 102 R1008	1x10	0.016
Maintained				
● Red	MP4-10R	1SFA 611 103 R1001	1x10	0.016
● Green	MP4-10G	1SFA 611 103 R1002	1x10	0.016
● Yellow	MP4-10Y	1SFA 611 103 R1003	1x10	0.016
● Blue	MP4-10L	1SFA 611 103 R1004	1x10	0.016
○ White	MP4-10W	1SFA 611 103 R1005	1x10	0.016
● Black	MP4-10B	1SFA 611 103 R1006	1x10	0.016
○ Clear	MP4-10C	1SFA 611 103 R1008	1x10	0.016



Contact Blocks and Holder see the fold-out page at the end of the catalog

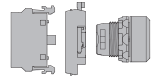


Customer specific marking online. For more information see page 4 or go to:

<http://bolservices.it.abb.com/pilot-devices>

Flush and Extended Pushbuttons illuminated, momentary and maintained

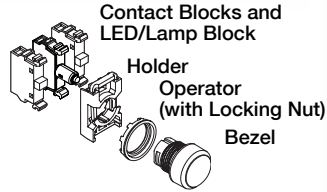
Modular Range



How to order:

- Alt.1**
- Operator
 - + Holder
 - + Contact Block(s)
 - + LED/Lamp Block

- Alt.2**
- Operator
 - + Holder with Contact Block(s) and Lamp Block



Bezel - How to order

- Black Plastic - Standard
- Chrome plastic - Replace '1' with '2' in Type and Order Codes
- Chrome Metal - Replace '1' with '3' in Type and Order Codes



Bezel Options	Type	Order Code
Black Plastic	MPX-11X	1SFA 611 10X R1XXX
Chrome plastic	MPX-21X	1SFA 611 10X R2XXX
Chrome Metal	MPX-31X	1SFA 611 10X R3XXX



Illuminated Flush Pushbutton with Black Plastic Bezel


Operator: Pushbutton

Description	Type	Order Code	Package Quantity	Weight Kg
Flush Pushbutton (Light Bulb max 2 W, not included)				
Momentary				
● Red	MP1-11R	1SFA 611 100 R1101	1x10	0.016
● Green	MP1-11G	1SFA 611 100 R1102	1x10	0.016
● Yellow	MP1-11Y	1SFA 611 100 R1103	1x10	0.016
● Blue	MP1-11L	1SFA 611 100 R1104	1x10	0.016
○ White	MP1-11W	1SFA 611 100 R1105	1x10	0.016
○ Clear	MP1-11C	1SFA 611 100 R1108	1x10	0.016
Maintained				
● Red	MP2-11R	1SFA 611 101 R1101	1x10	0.016
● Green	MP2-11G	1SFA 611 101 R1102	1x10	0.016
● Yellow	MP2-11Y	1SFA 611 101 R1103	1x10	0.016
● Blue	MP2-11L	1SFA 611 101 R1104	1x10	0.016
○ White	MP2-11W	1SFA 611 101 R1105	1x10	0.016
○ Clear	MP2-11C	1SFA 611 101 R1108	1x10	0.016




Illuminated Extended Pushbutton with Black Plastic Bezel

Description	Type	Order Code	Package Quantity	Weight Kg
Extended Pushbutton (Light Bulb max 2 W, not included)				
Momentary				
● Red	MP3-11R	1SFA 611 102 R1101	1x10	0.016
● Green	MP3-11G	1SFA 611 102 R1102	1x10	0.016
● Yellow	MP3-11Y	1SFA 611 102 R1103	1x10	0.016
● Blue	MP3-11L	1SFA 611 102 R1104	1x10	0.016
○ White	MP3-11W	1SFA 611 102 R1105	1x10	0.016
○ Clear	MP3-11C	1SFA 611 102 R1108	1x10	0.016
Maintained				
● Red	MP4-11R	1SFA 611 103 R1101	1x10	0.016
● Green	MP4-11G	1SFA 611 103 R1102	1x10	0.016
● Yellow	MP4-11Y	1SFA 611 103 R1103	1x10	0.016
● Blue	MP4-11L	1SFA 611 103 R1104	1x10	0.016
○ White	MP4-11W	1SFA 611 103 R1105	1x10	0.016
○ Clear	MP4-11C	1SFA 611 103 R1108	1x10	0.016



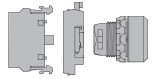
Contact Blocks and Holder see the fold-out page at the end of the catalog



Customer specific marking online. For more information see page 4 or go to:
<http://bolservices.it.abb.com/pilot-devices>

Double Pushbuttons non-illuminated

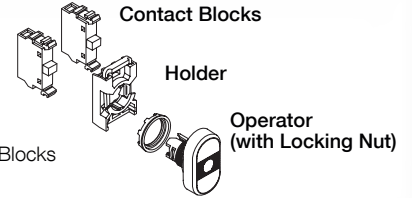
Modular Range



How to order:

Alt.1 • Operator
+ Holder
+ Contact Blocks

Alt.2 • Operator
+ Holder with Contact Blocks



Double Pushbutton,
non-illuminated



Double Pushbutton,
non-illuminated



Legend Plate Holder



Contact Blocks and Holder see the fold-out page at the end of the catalog



Customer specific marking online. For more information see page 4 or go to:

<http://bolsservices.it.abb.com/pilot-devices>

Operator: Double Pushbutton

Upper Button	Lower Button	Type	Order Code	Package Quantity	Weight Kg
Flush Pushbuttons					
● Green	● Red				
No text	No text	MPD1-11B	1SFA 611 130 R1106	1x10	0.025
I	O	MPD2-11B	1SFA 611 131 R1106	1x10	0.025
ON	OFF	MPD3-11B	1SFA 611 132 R1106	1x10	0.025
START	STOP	MPD4-11B	1SFA 611 133 R1106	1x10	0.025
○ White	● Black				
No text	No text	MPD5-11B	1SFA 611 134 R1106	1x10	0.025
With customer selected text		MPD5-11B-L	1SFA 611 134 L1106	1x10	0.025

Extended Lower Pushbutton

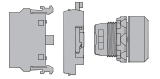
● Green	● Red				
No text	No text	MPD12-11B	1SFA 611 141 R1106	1x10	0.025
I	O	MPD13-11B	1SFA 611 142 R1106	1x10	0.025
ON	OFF	MPD14-11B	1SFA 611 143 R1106	1x10	0.025
START	STOP	MPD15-11B	1SFA 611 144 R1106	1x10	0.025
○ White	● Black				
No text	No text	MPD16-11B	1SFA 611 145 R1106	1x10	0.025
With customer selected text		MPD16-11B-L	1SFA 611 145 L1106	1x10	0.025

Legend Plate Holder

Legend Plate Holder	MA1-8139	1SFA 611 920 R8139	1	0.003
---------------------	----------	--------------------	---	-------

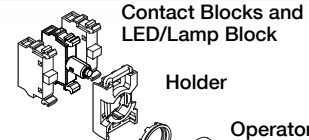
Double Pushbuttons illuminated

Modular Range



How to order:

- Alt.1**
- Operator
 - + Holder
 - + Contact Blocks
 - + LED/Lamp Block



- Alt.2**
- Operator
 - + Holder with Contact Blocks and Lamp Block

Operator
(with Locking Nut)




Double Pushbutton,
illuminated




Double Pushbutton,
illuminated

Operator: Double Pushbutton

Upper Button	Lower Button	Type	Order Code	Package Quantity	Weight Kg
Flush Pushbutton					
Red Indicator Light					
● Green	● Red				
No text	No text	MPD1-11R	1SFA 611 130 R1101	1x10	0.025
I	O	MPD2-11R	1SFA 611 131 R1101	1x10	0.025
ON	OFF	MPD3-11R	1SFA 611 132 R1101	1x10	0.025
START	STOP	MPD4-11R	1SFA 611 133 R1101	1x10	0.025
○ White	● Black				
No text	No text	MPD5-11R	1SFA 611 134 R1101	1x10	0.025
With customer selected text		MPD5-11R-L	1SFA 611 134 L1101	1x10	0.025
Green Indicator Light					
● Red					
No text	No text	MPD1-11G	1SFA 611 130 R1102	1x10	0.025
I	O	MPD2-11G	1SFA 611 131 R1102	1x10	0.025
ON	OFF	MPD3-11G	1SFA 611 132 R1102	1x10	0.025
START	STOP	MPD4-11G	1SFA 611 133 R1102	1x10	0.025
○ White	● Black				
No text	No text	MPD5-11G	1SFA 611 134 R1102	1x10	0.025
With customer selected text		MPD5-11G-L	1SFA 611 134 L1102	1x10	0.025
Yellow Indicator Light					
● Green	● Red				
No text	No text	MPD1-11Y	1SFA 611 130 R1103	1x10	0.025
I	O	MPD2-11Y	1SFA 611 131 R1103	1x10	0.025
ON	OFF	MPD3-11Y	1SFA 611 132 R1103	1x10	0.025
START	STOP	MPD4-11Y	1SFA 611 133 R1103	1x10	0.025
○ White	● Black				
No text	No text	MPD5-11Y	1SFA 611 134 R1103	1x10	0.025
With customer selected text		MPD5-11Y-L	1SFA 611 134 L1103	1x10	0.025
Clear Indicator Light					
● Green	● Red				
No text	No text	MPD1-11C	1SFA 611 130 R1108	1x10	0.025
I	O	MPD2-11C	1SFA 611 131 R1108	1x10	0.025
ON	OFF	MPD3-11C	1SFA 611 132 R1108	1x10	0.025
START	STOP	MPD4-11C	1SFA 611 133 R1108	1x10	0.025
○ White	● Black				
No text	No text	MPD5-11C	1SFA 611 134 R1108	1x10	0.025
With customer selected text		MPD5-11C-L	1SFA 611 134 L1108	1x10	0.025



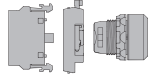
Contact Blocks and Holder see the fold-out page at the end of the catalog



L-Mark Customer specific marking online. For more information see page 4 or go to:
<http://bolservices.it.abb.com/pilot-devices>

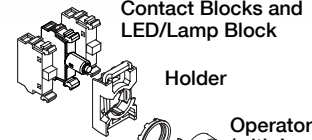
Double Pushbuttons illuminated

Modular Range



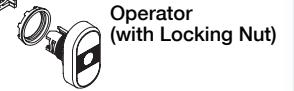
How to order:

- Alt.1**
- Operator
 - + Holder
 - + Contact Blocks
 - + LED/Lamp Block



Holder

- Alt.2**
- Operator
 - + Holder with Contact Blocks and Lamp Block



Operator
(with Locking Nut)



Double Pushbutton with Extended Lower Button, illuminated

Operator: Double Pushbutton

Upper Button	Lower Button	Type	Order Code	Package Quantity	Weight Kg
Extended Lower Button					
Red Indicator Light					
● Green	● Red				
No text	No text	MPD12-11R	1SFA 611 141 R1101	1x10	0.025
I	O	MPD13-11R	1SFA 611 142 R1101	1x10	0.025
ON	OFF	MPD14-11R	1SFA 611 143 R1101	1x10	0.025
START	STOP	MPD15-11R	1SFA 611 144 R1101	1x10	0.025
○ White	● Black				
No text	No text	MPD16-11R	1SFA 611 145 R1101	1x10	0.025
With customer selected text		MPD16-11R-L	1SFA 611 145 L1101	1x10	0.025
Green Indicator Light					
● Green	● Red				
No text	No text	MPD12-11G	1SFA 611 141 R1102	1x10	0.025
I	O	MPD13-11G	1SFA 611 142 R1102	1x10	0.025
ON	OFF	MPD14-11G	1SFA 611 143 R1102	1x10	0.025
START	STOP	MPD15-11G	1SFA 611 144 R1102	1x10	0.025
○ White	● Black				
No text	No text	MPD16-11G	1SFA 611 145 R1102	1x10	0.025
With customer selected text		MPD16-11G-L	1SFA 611 145 L1102	1x10	0.025
Yellow Indicator Light					
● Green	● Red				
No text	No text	MPD12-11Y	1SFA 611 141 R1103	1x10	0.025
I	O	MPD13-11Y	1SFA 611 142 R1103	1x10	0.025
ON	OFF	MPD14-11Y	1SFA 611 143 R1103	1x10	0.025
START	STOP	MPD15-11Y	1SFA 611 144 R1103	1x10	0.025
○ White	● Black				
No text	No text	MPD16-11Y	1SFA 611 145 R1103	1x10	0.025
With customer selected text		MPD16-11Y-L	1SFA 611 145 L1103	1x10	0.025
Clear Indicator Light					
● Green	● Red				
No text	No text	MPD12-11C	1SFA 611 141 R1108	1x10	0.025
I	O	MPD13-11C	1SFA 611 142 R1108	1x10	0.025
ON	OFF	MPD14-11C	1SFA 611 143 R1108	1x10	0.025
START	STOP	MPD15-11C	1SFA 611 144 R1108	1x10	0.025
○ White	● Black				
No text	No text	MPD16-11C	1SFA 611 145 R1108	1x10	0.025
With customer selected text		MPD16-11C-L	1SFA 611 145 L1108	1x10	0.025



Contact Blocks and Holder see the fold-out page at the end of the catalog



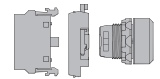
Customer specific marking online. For more information see page 4 or go to:

<http://bolservices.it.abb.com/pilot-devices>

Mushroom Pushbuttons

non-illuminated and illuminated

Modular Range

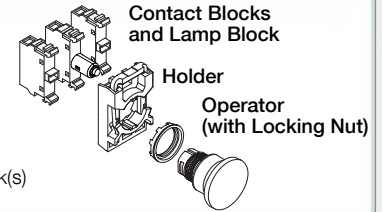


How to order non-illuminated:

- Alt.1** • Operator
+ Holder
+ Contact Block(s)
- Alt.2** • Operator
+ Holder with Contact Block(s)

How to order illuminated:

- Alt.1** • Operator
+ Holder
+ Contact Block(s)
+ LED/Lamp Block
- Alt.2** • Operator
+ Holder with Contact Block(s)
and Lamp Block




Mushroom Pushbuttons,
non-illuminated

Operator: Mushroom Pushbutton


Description	Type	Order Code	Package Quantity	Weight Kg
Non-illuminated				
Ø 40 mm				
● Red	MPM1-10R	1SFA 611 124 R1001	1x10	0.018
● Green	MPM1-10G	1SFA 611 124 R1002	1x10	0.018
● Yellow	MPM1-10Y	1SFA 611 124 R1003	1x10	0.018
● Black	MPM1-10B	1SFA 611 124 R1006	1x10	0.018
Ø 60 mm				
● Red	MPM2-10R	1SFA 611 125 R1001	1x10	0.020
● Yellow	MPM2-10Y	1SFA 611 125 R1003	1x10	0.020
● Black	MPM2-10B	1SFA 611 125 R1006	1x10	0.020
Illuminated (Light Bulb max 2 W, not included)				
Ø 40 mm				
● Red	MPM1-11R	1SFA 611 124 R1101	1x10	0.018
● Green	MPM1-11G	1SFA 611 124 R1102	1x10	0.018
● Yellow	MPM1-11Y	1SFA 611 124 R1103	1x10	0.018
Ø 60 mm				
● Red	MPM2-11R	1SFA 611 125 R1101	1x10	0.020
● Yellow	MPM2-11Y	1SFA 611 125 R1103	1x10	0.020



Mushroom Pushbuttons,
illuminated



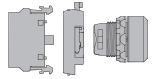
Contact Blocks and Holder see the fold-out page at the end of the catalog



L-Mark Customer specific marking online. For more information see page 4 or go to:
<http://bolservices.it.abb.com/pilot-devices>

Extreme Duty Pushbuttons for 30 mm mounting hole

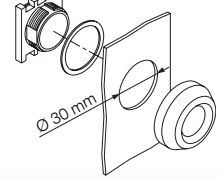
Modular Range



How to order

- Operator
+ Contact Block(s)

Mounting



Extreme Duty Pushbuttons

Operator: Extreme Duty Pushbutton

The Extreme Duty Pushbutton, for 30 mm hole, is a robust and compact Pushbutton for use in cold, hot, damp, oily and other tough environments. Suitable especially for hydraulic lifts, compact pendant controllers and Pushbutton stations.

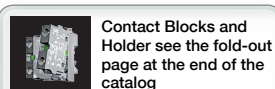
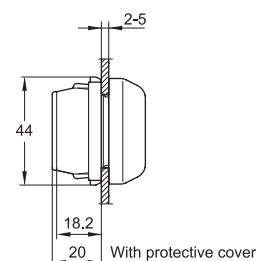
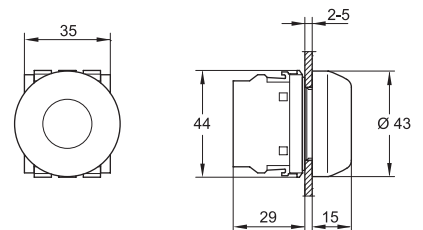
Description	Included Contact Blocks	Type	Order Code	Package Quantity	Weight Kg
● Red	-	KP6-40R	1SFA 616 105 R4001	1	0.022
● Green	-	KP6-40G	1SFA 616 105 R4002	1	0.022
● Black	-	KP6-40B	1SFA 616 105 R4006	1	0.022
● Black	1 NO + 1 NC	KP6-40B-11	1SFA 616 105 R4076	1	0.048
● Black	1 NO	KP6-40B-10	1SFA 616 105 R4016	1	0.035
● Black	1 NC	KP6-40B-01	1SFA 616 105 R4046	1	0.035
● Black	2 NO	KP6-40B-20	1SFA 616 105 R4026	1	0.048
● Black	2 NC	KP6-40B-02	1SFA 616 105 R4056	1	0.048

Contact Blocks

1 NO	MCB-10	1SFA 611 610 R1001	10	0.013
1 NC	MCB-01	1SFA 611 610 R1010	10	0.013

Technical Data

Degree of protection	IP66 UL Type 1, 3R, 4, 4X
Ambient temperature	-30° — +70°

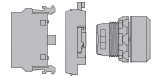


Contact Blocks and Holder see the fold-out page at the end of the catalog

Emergency Stops

non-illuminated and illuminated

Modular Range

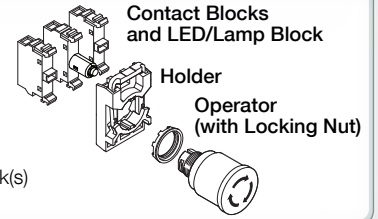


How to order non-illuminated:

- Alt.1** • Operator
+ Holder
+ Contact Block(s)
- Alt.2** • Operator
+ Holder with Contact Block(s)

How to order illuminated:

- Alt.1** • Operator
+ Holder
+ Contact Block(s)
+ LED/Lamp Block
- Alt.2** • Operator
+ Holder with Contact Block(s)
and LED/Lamp Block



Emergency Stop, pull release, non-illuminated, Ø 30 mm



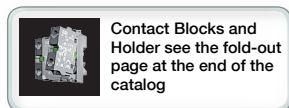
Emergency Stop, key release, non-illuminated, Ø 40 mm



Emergency Stop, twist release illuminated, Ø 40 mm

Operator: Emergency Stop

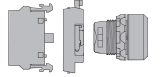
Description	Type	Order Code	Package Quantity	Weight Kg
Non-illuminated				
Ø 30 mm				
● Red Twist release	MPET3-10R	1SFA 611 520 R1001	1	0.036
● Red Pull release	MPEP3-10R	1SFA 611 521 R1001	1	0.036
● Red Key release code 71/Ronis 455	MPEK3-11R	1SFA 611 522 R1101	1	0.065
● Red Key release code 72/Ronis 421	MPEK3-12R	1SFA 611 522 R1201	1	0.065
● Red Key release code 73/Ronis 3433-E	MPEK3-13R	1SFA 611 522 R1301	1	0.065
Ø 40 mm				
● Red Twist release	MPET4-10R	1SFA 611 523 R1001	1	0.036
● Red Pull release	MPEP4-10R	1SFA 611 524 R1001	1	0.036
● Red Key release code 71/Ronis 455	MPEK4-11R	1SFA 611 525 R1101	1	0.065
● Red Key release code 72/Ronis 421	MPEK4-12R	1SFA 611 525 R1201	1	0.065
● Red Key release code 73/Ronis 3433-E	MPEK4-13R	1SFA 611 525 R1301	1	0.065
Ø 60 mm				
● Red Twist release	MPMT4-11R	1SFA 611 513 R1001	1	0.048
● Red Pull release	MPMP4-11R	1SFA 611 514 R1001	1	0.048
Illuminated (Bulb max 2 W, not included).				
Ø 40 mm				
● Red Twist release	MPMT3-11R	1SFA 611 510 R1101	1	0.041
● Red Pull release	MPMP3-11R	1SFA 611 511 R1101	1	0.041
Ø 60 mm				
● Red Twist release	MPMT4-11R	1SFA 611 513 R1101	1	0.048
● Red Pull release	MPMP4-11R	1SFA 611 514 R1101	1	0.048



Contact Blocks and Holder see the fold-out page at the end of the catalog

Machine Stops non-illuminated

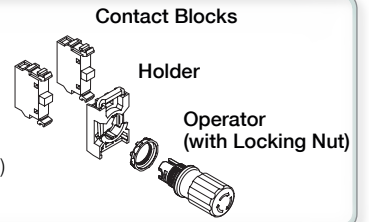
Modular Range



How to order:

Alt.1 • Operator
+ Holder
+ Contact Block(s)

Alt.2 • Operator
+ Holder with Contact Block(s)



Machine Stop,
pull release, Ø 30 mm



Machine Stop,
key release, Ø 30 mm



Machine Stop,
twist release, Ø 40 mm

Operator: Machine Stop

Description	Type	Order Code	Package Quantity	Weight Kg
Non-illuminated				
Ø 30 mm				
● Black Twist release	MPET3-10B	1SFA 611 520 R1006	1	0.036
● Black Pull release	MPEP3-10B	1SFA 611 521 R1006	1	0.036
● Black Key release code 71/Ronis 455	MPEK3-11B	1SFA 611 522 R1106	1	0.065
Ø 40 mm				
● Black Twist release	MPET4-10B	1SFA 611 523 R1006	1	0.036
● Black Pull release	MPEP4-10B	1SFA 611 524 R1006	1	0.036
● Black Key release code 71/Ronis 455	MPEK4-11B	1SFA 611 525 R1106	1	0.065

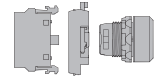


Contact Blocks and Holder see the fold-out page at the end of the catalog

Selector Switches

two-position, non-illuminated

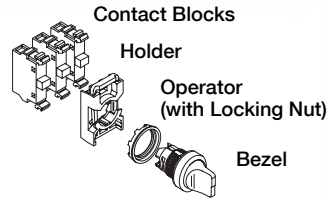
Modular Range



How to order:

Alt.1 • Operator
+ Holder
+ Contact Block(s)

Alt.2 • Operator
+ Holder with Contact Block(s)



Bezel - How to order

Black Plastic - Standard
Chrome Metal - Replace '1' with '3' in
Type and Order Codes



Bezel Options	Type	Order Code
Black Plastic	M2SS(X)-10X	1SFA611 20X R10XX
Chrome Plastic	M2SS(X)-20X	1SFA611 20X R20XX
Chrome Metal	M2SS(X)-30X	1SFA611 20X R30XX



Selector Switch, short handle



Selector Switch, long handle

Operator: Two-position Selector Switch

Description	Type	Order Code	Package Quantity	Weight Kg
Short handle				
Maintained				
	● Red	M2SS1-10R	1SFA 611 200 R1001	1x10
	● Black	M2SS1-10B	1SFA 611 200 R1006	1x10
	● Grey	M2SS1-10U	1SFA 611 200 R1007	1x10
Maintained				
	● Red	M2SS2-10R	1SFA 611 201 R1001	1x10
	● Black	M2SS2-10B	1SFA 611 201 R1006	1x10
	● Grey	M2SS2-10U	1SFA 611 201 R1007	1x10
Momentary, spring return from C to B				
	● Red	M2SS3-10R	1SFA 611 202 R1001	1x10
	● Black	M2SS3-10B	1SFA 611 202 R1006	1x10
	● Grey	M2SS3-10U	1SFA 611 202 R1007	1x10
Long handle				
Maintained				
	● Red	M2SS4-10R	1SFA 611 203 R1001	1x10
	● Black	M2SS4-10B	1SFA 611 203 R1006	1x10
	● Grey	M2SS4-10U	1SFA 611 203 R1007	1x10
Maintained				
	● Red	M2SS5-10R	1SFA 611 204 R1001	1x10
	● Black	M2SS5-10B	1SFA 611 204 R1006	1x10
	● Grey	M2SS5-10U	1SFA 611 204 R1007	1x10
Momentary, spring return from C to B				
	● Red	M2SS6-10R	1SFA 611 205 R1001	1x10
	● Black	M2SS6-10B	1SFA 611 205 R1006	1x10
	● Grey	M2SS6-10U	1SFA 611 205 R1007	1x10

Contacts actuated

Handle position	Left block	Right block
	<input type="checkbox"/>	<input type="checkbox"/>
	<input type="checkbox"/>	<input type="checkbox"/>
	<input checked="" type="checkbox"/>	<input checked="" type="checkbox"/>

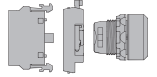
Not actuated
 Actuated

Contact Blocks and Holder see the fold-out page at the end of the catalog

Selector Switches

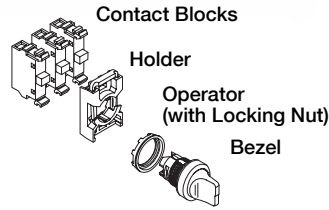
three-position, non-illuminated

Modular Range



How to order:

- Alt.1** • Operator
+ Holder
+ Contact Block(s)
- Alt.2** • Operator
+ Holder with Contact Block(s)



Bezel - How to order

Black Plastic - Standard
Chrome Metal - Replace '1' with '3' in Type and Order Codes



Bezel Options	Type	Order Code
Black Plastic	M3SS(X)-10X	1SFA611 21X R10XX
Chrome Plastic	M3SS(X)-20X	1SFA611 21X R20XX
Chrome Metal	M3SS(X)-30X	1SFA611 21X R30XX

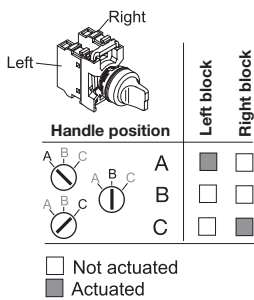


Selector Switch, short handle



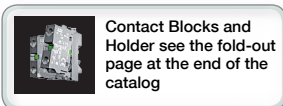
Selector Switch, long handle

Contacts actuated



Operator: Three-position Selector Switch

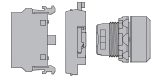
Description	Type	Order Code	Package Quantity	Weight Kg
Short handle				
Maintained				
● Red	M3SS1-10R	1SFA 611 210 R1001	1x10	0.015
● Black	M3SS1-10B	1SFA 611 210 R1006	1x10	0.015
● Grey	M3SS1-10U	1SFA 611 210 R1007	1x10	0.015
Momentary, spring return from A to B and from C to B				
● Red	M3SS2-10R	1SFA 611 211 R1001	1x10	0.015
● Black	M3SS2-10B	1SFA 611 211 R1006	1x10	0.015
● Grey	M3SS2-10U	1SFA 611 211 R1007	1x10	0.015
Momentary, spring return from C to B				
● Red	M3SS3-10R	1SFA 611 212 R1001	1x10	0.015
● Black	M3SS3-10B	1SFA 611 212 R1006	1x10	0.015
● Grey	M3SS3-10U	1SFA 611 212 R1007	1x10	0.015
Momentary, spring return from A to B				
● Red	M3SS7-10R	1SFA 611 216 R1001	1x10	0.015
● Black	M3SS7-10B	1SFA 611 216 R1006	1x10	0.015
● Grey	M3SS7-10U	1SFA 611 216 R1007	1x10	0.015
Long handle				
Maintained				
● Red	M3SS4-10R	1SFA 611 213 R1001	1x10	0.018
● Black	M3SS4-10B	1SFA 611 213 R1006	1x10	0.018
● Grey	M3SS4-10U	1SFA 611 213 R1007	1x10	0.018
Momentary, spring return from A to B and from C to B				
● Red	M3SS5-10R	1SFA 611 214 R1001	1x10	0.018
● Black	M3SS5-10B	1SFA 611 214 R1006	1x10	0.018
● Grey	M3SS5-10U	1SFA 611 214 R1007	1x10	0.018
Momentary, spring return from C to B				
● Red	M3SS6-10R	1SFA 611 215 R1001	1x10	0.018
● Black	M3SS6-10B	1SFA 611 215 R1006	1x10	0.018
● Grey	M3SS6-10U	1SFA 611 215 R1007	1x10	0.018
Momentary, spring return from A to B				
● Red	M3SS8-10R	1SFA 611 217 R1001	1x10	0.018
● Black	M3SS8-10B	1SFA 611 217 R1006	1x10	0.018
● Grey	M3SS8-10U	1SFA 611 217 R1007	1x10	0.018



Selector Switches

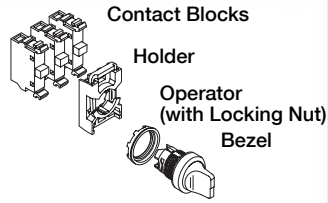
three-position with operation of center position

Modular Range



How to order:

- Alt.1** • Operator
+ Holder
+ Contact Block(s)
- Alt.2** • Operator
+ Holder with Contact Block(s)



Bezel - How to order

Black Plastic - Standard
Chrome Metal - Replace '1' with '3' in
Type and Order Codes



Bezel Options	Type	Order Code
Black Plastic	M3SSC(X)-10B	1SFA611 25X R1006
Chrome Metal	M3SSC(X)-30B	1SFA611 25X R3006



Selector Switch, short handle

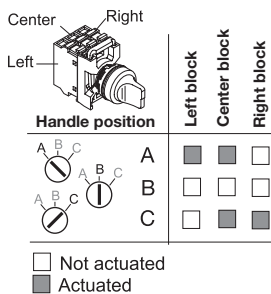


Selector Switch, long handle

Operator: Three-position Selector Switch with operation of center position

Description	Type	Order Code	Package Quantity	Weight Kg
Short handle				
● Black	M3SSC1-10B	1SFA 611 250 R1006	1x10	0.015
● Black	M3SSC2-10B	1SFA 611 251 R1006	1x10	0.015
● Black	M3SSC3-10B	1SFA 611 252 R1006	1x10	0.015
● Black	M3SSC7-10B	1SFA 611 256 R1006	1x10	0.015
Long handle				
● Black	M3SSC4-10B	1SFA 611 253 R1006	1x10	0.018
● Black	M3SSC5-10B	1SFA 611 254 R1006	1x10	0.018
● Black	M3SSC6-10B	1SFA 611 255 R1006	1x10	0.018
● Black	M3SSC8-10B	1SFA 611 258 R1006	1x10	0.018

Contacts actuated

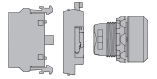


Contact Blocks and Holder see the fold-out page at the end of the catalog

Selector Switches

two-position, illuminated

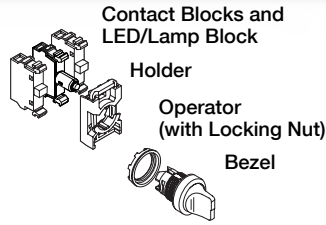
Modular Range



How to order:

- Alt.1**
- Operator
 - + Holder
 - + Contact Block(s)
 - + LED/Lamp Block

- Alt.2**
- Operator
 - + Holder with Contact Block(s) and LED/Lamp Block



Bezel - How to order

Black Plastic - Standard
 Chrome Metal - Replace '1' with '3' in Type and Order Codes



Bezel Options	Type	Order Code
Black Plastic	M2SS(X)-11X	1SFA611 20X R110X
Chrome Plastic	M3SS(X)-21X	1SFA611 20X R210X
Chrome Metal	M2SS(X)-31X	1SFA611 20X R310X



Selector Switch, short handle

Operator: Two-position Selector Switch (Light Bulb max 2W, not included)

Description	Type	Order Code	Package Quantity	Weight Kg	
Short handle					
Maintained					
	● Red	M2SS1-11R	1SFA 611 200 R1101	1x10	0.015
	● Green	M2SS1-11G	1SFA 611 200 R1102	1x10	0.015
	● Yellow	M2SS1-11Y	1SFA 611 200 R1103	1x10	0.015
	● Blue	M2SS1-11L	1SFA 611 200 R1104	1x10	0.015
	○ Clear	M2SS1-11C	1SFA 611 200 R1108	1x10	0.015
Maintained					
	● Red	M2SS2-11R	1SFA 611 201 R1101	1x10	0.015
	● Green	M2SS2-11G	1SFA 611 201 R1102	1x10	0.015
	● Yellow	M2SS2-11Y	1SFA 611 201 R1103	1x10	0.015
	● Blue	M2SS2-11L	1SFA 611 201 R1104	1x10	0.015
	○ Clear	M2SS2-11C	1SFA 611 201 R1108	1x10	0.015
Momentary, spring return from C to B					
	● Red	M2SS3-11R	1SFA 611 202 R1101	1x10	0.015
	● Green	M2SS3-11G	1SFA 611 202 R1102	1x10	0.015
	● Yellow	M2SS3-11Y	1SFA 611 202 R1103	1x10	0.015
	● Blue	M2SS3-11L	1SFA 611 202 R1104	1x10	0.015
	○ Clear	M2SS3-11C	1SFA 611 202 R1108	1x10	0.015
Long handle					
Maintained					
	● Red	M2SS4-11R	1SFA 611 203 R1101	1x10	0.018
	● Green	M2SS4-11G	1SFA 611 203 R1102	1x10	0.018
	● Yellow	M2SS4-11Y	1SFA 611 203 R1103	1x10	0.018
	● Blue	M2SS4-11L	1SFA 611 203 R1104	1x10	0.018
	○ Clear	M2SS4-11C	1SFA 611 203 R1108	1x10	0.018
Maintained					
	● Red	M2SS5-11R	1SFA 611 204 R1101	1x10	0.018
	● Green	M2SS5-11G	1SFA 611 204 R1103	1x10	0.018
	● Yellow	M2SS5-11Y	1SFA 611 204 R1103	1x10	0.018
	● Blue	M2SS5-11L	1SFA 611 204 R1104	1x10	0.018
	○ Clear	M2SS5-11C	1SFA 611 204 R1108	1x10	0.018
Momentary, spring return from C to B					
	● Red	M2SS6-11R	1SFA 611 205 R1101	1x10	0.018
	● Green	M2SS6-11G	1SFA 611 205 R1102	1x10	0.018
	● Yellow	M2SS6-11Y	1SFA 611 205 R1103	1x10	0.018
	● Blue	M2SS6-11L	1SFA 611 205 R1104	1x10	0.018
	○ Clear	M2SS6-11C	1SFA 611 205 R1108	1x10	0.018



Selector Switch, long handle

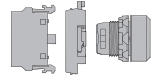


Contact Blocks and Holder see the fold-out page at the end of the catalog

Selector Switches

three-position, illuminated, short handle

Modular Range



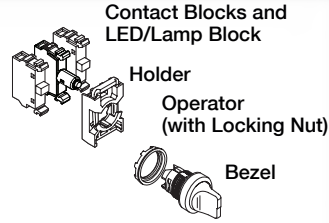
How to order:

Alt.1

- Operator
- + Holder
- + Contact Block(s)
- + LED/Lamp Block

Alt.2

- Operator
- + Holder with Contact Block(s) and LED/Lamp Block



Bezel - How to order

Black Plastic - Standard
 Chrome Metal - Replace '1' with '3' in Type and Order Codes



Bezel Options	Type	Order Code
Black Plastic	M3SS(X)-11X	1SFA611 21X R110X
Chrome Plastic	M3SS(X)-21X	1SFA611 21X R210X
Chrome Metal	M3SS(X)-31X	1SFA611 21X R310X

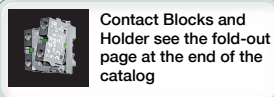
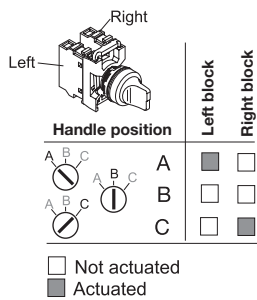


Selector Switch, short handle

Operator: Three-position Selector Switches (Light Bulb max 2W, not included)

Description	Type	Order Code	Package Quantity	Weight Kg
Short handle				
Maintained				
	● Red	M3SS1-11R	1SFA 611 210 R1101	1x10 0.015
	● Green	M3SS1-11G	1SFA 611 210 R1102	1x10 0.015
	● Yellow	M3SS1-11Y	1SFA 611 210 R1103	1x10 0.015
	● Blue	M3SS1-11L	1SFA 611 210 R1104	1x10 0.015
	○ Clear	M3SS1-11C	1SFA 611 210 R1108	1x10 0.015
Momentary, spring return from A to B and from C to B				
	● Red	M3SS2-11R	1SFA 611 211 R1101	1x10 0.015
	● Green	M3SS2-11G	1SFA 611 211 R1102	1x10 0.015
	● Yellow	M3SS2-11Y	1SFA 611 211 R1103	1x10 0.015
	● Blue	M3SS2-11L	1SFA 611 211 R1104	1x10 0.015
	○ Clear	M3SS2-11C	1SFA 611 211 R1108	1x10 0.015
Momentary, spring return from C to B				
	● Red	M3SS3-11R	1SFA 611 212 R1101	1x10 0.015
	● Green	M3SS3-11G	1SFA 611 212 R1102	1x10 0.015
	● Yellow	M3SS3-11Y	1SFA 611 212 R1103	1x10 0.015
	● Blue	M3SS3-11L	1SFA 611 212 R1104	1x10 0.015
	○ Clear	M3SS3-11C	1SFA 611 212 R1108	1x10 0.015
Momentary, spring return from A to B				
	● Red	M3SS7-11R	1SFA 611 216 R1101	1x10 0.015
	● Green	M3SS7-11G	1SFA 611 216 R1102	1x10 0.015
	● Yellow	M3SS7-11Y	1SFA 611 216 R1103	1x10 0.015
	● Blue	M3SS7-11L	1SFA 611 216 R1104	1x10 0.015
	○ Clear	M3SS7-11C	1SFA 611 216 R1108	1x10 0.015

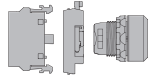
Contacts actuated



Selector Switches

three-position, illuminated, long handle

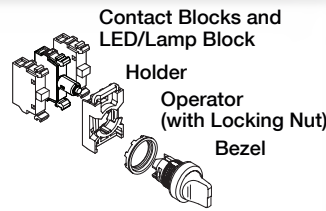
Modular Range



How to order:

- Alt.1**
- Operator
 - + Holder
 - + Contact Block(s)
 - + LED/Lamp Block

- Alt.2**
- Operator
 - + Holder with Contact Block(s) and LED/Lamp Block



Bezel - How to order

Black Plastic - Standard
 Chrome Metal - Replace '1' with '3' in Type and Order Codes



Bezel Options	Type	Order Code
Black Plastic	M3SS(X)-11X	1SFA611 21X R110X
Chrome Plastic	M3SS(X)-21X	1SFA611 21X R210X
Chrome Metal	M3SS(X)-31X	1SFA611 21X R310X

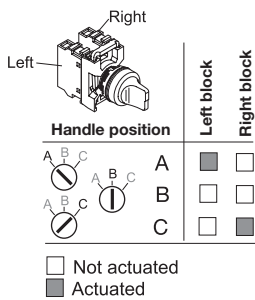


Selector Switch, long handle

Operator: Three-position Selector Switches (Light Bulb max 2W, not included)

Description	Type	Order Code	Package Quantity	Weight Kg	
Long handle					
Maintained					
	● Red	M3SS4-11R	1SFA 611 213 R1101	1x10	0.018
	● Green	M3SS4-11G	1SFA 611 213 R1102	1x10	0.018
	● Yellow	M3SS4-11Y	1SFA 611 213 R1103	1x10	0.018
	● Blue	M3SS4-11L	1SFA 611 213 R1104	1x10	0.018
	○ Clear	M3SS4-11C	1SFA 611 213 R1108	1x10	0.018
Momentary, spring return from A to B and from C to B					
	● Red	M3SS5-11R	1SFA 611 214 R1101	1x10	0.018
	● Green	M3SS5-11G	1SFA 611 214 R1102	1x10	0.018
	● Yellow	M3SS5-11Y	1SFA 611 214 R1103	1x10	0.018
	● Blue	M3SS5-11L	1SFA 611 214 R1104	1x10	0.018
	○ Clear	M3SS5-11C	1SFA 611 214 R1108	1x10	0.018
Momentary, spring return from C to B					
	● Red	M3SS6-11R	1SFA 611 215 R1101	1x10	0.018
	● Green	M3SS6-11G	1SFA 611 215 R1102	1x10	0.018
	● Yellow	M3SS6-11Y	1SFA 611 215 R1103	1x10	0.018
	● Blue	M3SS6-11L	1SFA 611 215 R1104	1x10	0.018
	○ Clear	M3SS6-11C	1SFA 611 215 R1108	1x10	0.018
Momentary, spring return from A to B					
	● Red	M3SS8-11R	1SFA 611 217 R1101	1x10	0.018
	● Green	M3SS8-11G	1SFA 611 217 R1102	1x10	0.018
	● Yellow	M3SS8-11Y	1SFA 611 217 R1103	1x10	0.018
	● Blue	M3SS8-11L	1SFA 611 217 R1104	1x10	0.018
	○ Clear	M3SS8-11C	1SFA 611 217 R1108	1x10	0.018

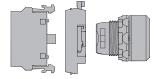
Contacts actuated



Contact Blocks and Holder see the fold-out page at the end of the catalog

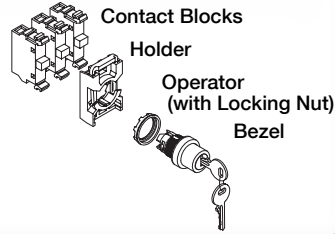
Key-operated Selector Switches two and three positions

Modular Range



How to order:

- Alt.1**
- Operator
 - + Holder
 - + Contact Block(s)
- Alt.2**
- Operator
 - + Holder with Contact Block(s)



Bezel - How to order

Black Plastic - Standard
 Chrome Metal - Replace '1' with '3' in
 Type and Order Codes



Bezel Options	Type	Order Code
Black Plastic	M3SSK(X)-10X	1SFA611 28X R100X
Chrome Metal	M3SSK(X)-30X	1SFA611 28X R300X



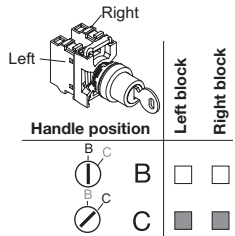
Operator: Key-operated Selector Switch

Description	Type	Order Code	Package Quantity	Weight Kg
Two positions				
Maintained (The key can be removed in both positions)				
Key release code 71/Ronis 455	M2SSK1-101	1SFA 611 280 R1001	1	0.045
Key release code 72/Ronis 421	M2SSK1-102	1SFA 611 280 R1002	1	0.045
Key release code 73/Ronis 3433-E	M2SSK1-103	1SFA 611 280 R1003	1	0.045
Random selection *)	M2SSK1-104	1SFA 611 280 R1004	1	0.045
Maintained (The key can be removed in position B only)				
Key release code 71/Ronis 455	M2SSK2-101	1SFA 611 281 R1001	1	0.045
Key release code 72/Ronis 421	M2SSK2-102	1SFA 611 281 R1002	1	0.045
Key release code 73/Ronis 3433-E	M2SSK2-103	1SFA 611 281 R1003	1	0.045
Random selection *)	M2SSK2-104	1SFA 611 281 R1004	1	0.045
Momentary, spring return from C to B (The key can be removed in position B only)				
Key release code 71/Ronis 455	M2SSK3-101	1SFA 611 282 R1001	1	0.045
Key release code 72/Ronis 421	M2SSK3-102	1SFA 611 282 R1002	1	0.045
Key release code 73/Ronis 3433-E	M2SSK3-103	1SFA 611 282 R1003	1	0.045
Random selection *)	M2SSK3-104	1SFA 611 282 R1004	1	0.045
Three positions				
Maintained (The key can be removed in all positions)				
Key release code 71/Ronis 455	M3SSK1-101	1SFA 611 283 R1001	1	0.045
Key release code 72/Ronis 421	M3SSK1-102	1SFA 611 283 R1002	1	0.045
Key release code 73/Ronis 3433-E	M3SSK1-103	1SFA 611 283 R1003	1	0.045
Random selection *)	M3SSK1-104	1SFA 611 283 R1004	1	0.045
Maintained (The key can be removed in position B only)				
Key release code 71/Ronis 455	M3SSK2-101	1SFA 611 284 R1001	1	0.045
Key release code 72/Ronis 421	M3SSK2-102	1SFA 611 284 R1002	1	0.045
Key release code 73/Ronis 3433-E	M3SSK2-103	1SFA 611 284 R1003	1	0.045
Random selection *)	M3SSK2-104	1SFA 611 284 R1004	1	0.045
Momentary, spring return from A to B and from C to B (The key can be removed in position B only)				
Key release code 71/Ronis 455	M3SSK3-101	1SFA 611 285 R1001	1	0.045
Key release code 72/Ronis 421	M3SSK3-102	1SFA 611 285 R1002	1	0.045
Key release code 73/Ronis 3433-E	M3SSK3-103	1SFA 611 285 R1003	1	0.045
Random selection *)	M3SSK3-104	1SFA 611 285 R1004	1	0.045

*) 25 randomly picked unique key codes. (Key codes 71,72 and 73 not included)

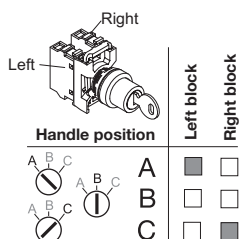
Key-operated Selector Switch

Contacts actuated

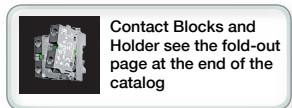


Not actuated
 Actuated

Contacts actuated

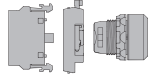


Not actuated
 Actuated



Potentiometers

Modular Range

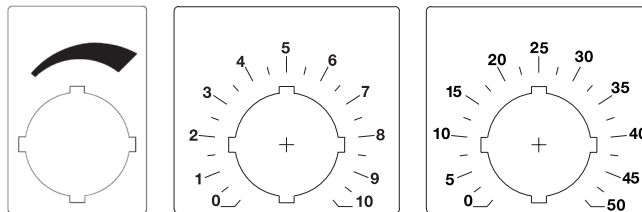


Potentiometer

Operator: Potentiometer

Description	Type	Order Code	Package Quantity	Weight Kg
Complete Potentiometers				
Black knob with integrated position indication and marking in white				
With Resistor 5 kohm				
Black Plastic Bezel	MT-105B	1SFA 611 410 R1056	1	0.040
Chrome Metal Bezel	MT-305B	1SFA 611 410 R3056	1	0.048
With Resistor 10 kohm				
Black Plastic Bezel	MT-110B	1SFA 611 410 R1106	1	0.040
Chrome Metal Bezel	MT-310B	1SFA 611 410 R3106	1	0.048
With Resistor 50 kohm				
Black Plastic Bezel	MT-150B	1SFA 611 410 R1506	1	0.040
Chrome Metal Bezel	MT-350B	1SFA 611 410 R3506	1	0.048
Knob without Resistor				
Black knob with integrated position indication and marking in white. For shaft diameter 6 -6.35 mm. Min. shaft length 20 mm.				
Black Plastic Bezel	KT-100B	1SFA 616 410 R1006	10	0.034
Chrome Metal Bezel	KT-300B	1SFA 616 410 R3006	10	0.042
Legend Plates Aluminum				
Symbol: see fig. (29.6 x 44.5 mm)	-	SK 615 562-87	10	0.002
Scale: 0-10 (48.5 x 44.5 mm)	-	SK 615 562-88	10	0.002
Scale: 0-50 (48.5 x 44.5 mm)	-	1SFA 611 930 R1252	10	0.002

Legend Plates



Buzzers



Buzzer

Operator: Buzzer

Description	Type	Order Code	Package Quantity	Weight Kg
Buzzers				
Black. Frequency: Approx. 2400 Hz. Loudness: Min 80 dB (A)/10 cm Rated Current: < 8 mA. Service Life:>5000 h Suitable for both 50 and 60 Hz networks				
Supply Voltage	Tone Type			
24 V AC/DC	Continuous	KB1-4010	1SFA 616 401 R4010	1x10
115 V AC/DC	Continuous	KB1-4030	1SFA 616 401 R4030	1x10
230 V AC	Continuous	KB1-4040	1SFA 616 401 R4040	1x10
24 V AC/DC	Pulsating	KB1-4110	1SFA 616 401 R4110	1x10
115 V AC/DC	Pulsating	KB1-4130	1SFA 616 401 R4130	1x10
230 V AC	Pulsating	KB1-4140	1SFA 616 401 R4140	1x10



How to order without shaft:

Alt.1 • Operator

How to order with shaft:

Alt.1 • Operator
+ shaft
+ flexible joint

Bezel - How to order

Black Plastic - Standard
Chrome Metal - Replace '1' with '3' in
Type and Order Codes



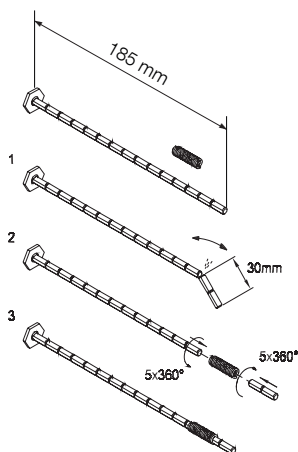
Bezel Options	Type	Order Code
Black Plastic	KPRX-10XX	1SFA616 16X R100X
Chrome Metal	KPRX-30XX	1SFA616 16X R300X



Reset Pushbutton with shaft marked "R"

Operator: Reset Pushbutton

Description	Text	Type	Order Code	Package Quantity	Weight Kg
Without Shaft					
Flush Pushbutton					
● Red	No text	KPR1-100R	1SFA 616 160 R1001	1x10	0.020
● Green	No text	KPR1-100G	1SFA 616 160 R1002	1x10	0.020
	II	KPR1-103G	1SFA 616 160 R1032	1x10	0.020
● Yellow	No text	KPR1-100Y	1SFA 616 160 R1003	1x10	0.020
● Blue	No text	KPR1-100L	1SFA 616 160 R1004	1x10	0.020
	R	KPR1-101L	1SFA 616 160 R1014	1x10	0.020
○ white	No text	KPR1-100W	1SFA 616 160 R1005	1x10	0.020
	R	KPR1-101W	1SFA 616 160 R1015	1x10	0.020
	I	KPR1-102W	1SFA 616 160 R1025	1x10	0.020
	II	KPR1-103W	1SFA 616 160 R1035	1x10	0.020
● Black	No text	KPR1-100B	1SFA 616 160 R1006	1x10	0.020
	RESET	KPR1-104B	1SFA 616 160 R1046	1x10	0.020
Extended Pushbutton					
● Red	No text	KPR2-100R	1SFA 616 161 R1001	1x10	0.021
	O	KPR2-105R	1SFA 616 161 R1051	1x10	0.021
○ white	No text	KPR2-100W	1SFA 616 161 R1005	1x10	0.021
● Black	No text	KPR2-100B	1SFA 616 161 R1006	1x10	0.021
	O	KPR2-105B	1SFA 616 161 R1056	1x10	0.021
With Shaft					
Flush Pushbutton					
● Red	No text	KPR3-100R	1SFA 616 162 R1001	1x10	0.027
● Green	No text	KPR3-100G	1SFA 616 162 R1002	1x10	0.027
	II	KPR3-103G	1SFA 616 162 R1032	1x10	0.027
● Yellow	No text	KPR3-100Y	1SFA 616 162 R1003	1x10	0.027
● Blue	No text	KPR3-100L	1SFA 616 162 R1004	1x10	0.027
	R	KPR3-101L	1SFA 616 162 R1014	1x10	0.027
○ white	No text	KPR3-100W	1SFA 616 162 R1005	1x10	0.027
	R	KPR3-101W	1SFA 616 162 R1015	1x10	0.027
	I	KPR3-102W	1SFA 616 162 R1025	1x10	0.027
	II	KPR3-103W	1SFA 616 162 R1035	1x10	0.027
● Black	No text	KPR3-100B	1SFA 616 162 R1006	1x10	0.027
	RESET	KPR3-104B	1SFA 616 162 R1046	1x10	0.027
Extended Pushbutton					
● Red	No text	KPR4-100R	1SFA 616 163 R1001	1x10	0.028
	O	KPR4-105R	1SFA 616 163 R1051	1x10	0.028
○ white	No text	KPR4-100W	1SFA 616 163 R1005	1x10	0.028
● Black	No text	KPR4-100B	1SFA 616 163 R1006	1x10	0.028
	O	KPR4-105B	1SFA 616 163 R1056	1x10	0.028
Shaft: (including fixing nut)		KA1-8046	1SFA 616 920 R8046	1x10	0.007
Flexible Joint		KA1-8047	1SFA 616 920 R8047	1x10	0.005

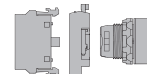


Contact Blocks and Holder see the fold-out page at the end of the catalog



Customer specific marking online. For more information see page 4 or go to:

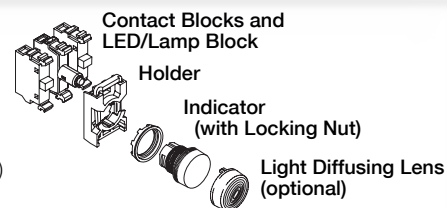
<http://bolservices.it.abb.com/pilot-devices>



How to order:

Alt.1 • indicator
+ Holder
+ LED/Lamp Block

Alt.2 • indicator
+ Holder
+ LED/Lamp Block
+ lens: used together with LED to improve light diffusion (Cannot be used together with Text Cap)



Pilot Light

Indicator: Pilot Light

Description	Type	Order Code	Package Quantity	Weight Kg
Pilot Lights				
● Red	ML1-100R	1SFA 611 400 R1001	1x10	0.018
● Green	ML1-100G	1SFA 611 400 R1002	1x10	0.018
● Yellow	ML1-100Y	1SFA 611 400 R1003	1x10	0.018
● Blue	ML1-100L	1SFA 611 400 R1004	1x10	0.018
○ White	ML1-100W	1SFA 611 400 R1005	1x10	0.018
○ Clear	ML1-100C	1SFA 611 400 R1008	1x10	0.016

Note: Light source not included. Bulbs and Lamp Blocks or LED Blocks – See Accessories

Accessories

Light Diffusing Lens	KA1-8005	1SFA 616 920 R8005	1x10	0.001
----------------------	----------	--------------------	------	-------

Note: Light Diffusing Lens is used to improve illumination of LED Bulbs. Cannot be used together with text cap.



Contact Blocks and Holder see the fold-out page at the end of the catalog



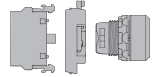
L-Mark Customer specific marking online. For more information see page 4 or go to:

<http://bolservices.it.abb.com/pilot-devices>

Toggle Switches

two and three positions

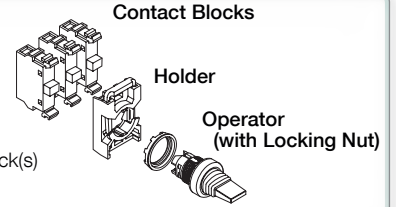
Modular Range



How to order:

Alt.1 • Operator
+ Holder
+ Contact Block(s)

Alt.2 • Operator
+ Holder with Contact Block(s)



Operator: Toggle Switch

Description	Bezel	Type	Order Code	Package Quantity	Weight Kg
Two positions					
Maintained					
	Black Plastic	MTS1-10B	1SFA 611 300 R1006	1x10	0.021
	Chrome plastic	MTS1-20B	1SFA 611 300 R2006	1x10	0.021
	Chrome metal	MTS1-30B	1SFA 611 300 R3006	1x10	0.021

Toggle Switch

Three positions

Momentary, spring return from A to B and from C to B

	Black Plastic	MTS2-10B	1SFA 611 301 R1006	1x10	0.021
	Chrome plastic	MTS2-20B	1SFA 611 301 R2006	1x10	0.021
	Chrome metal	MTS2-30B	1SFA 611 301 R3006	1x10	0.021
Maintained					
	Black Plastic	MTS3-10B	1SFA 611 302 R1006	1x10	0.021
	Chrome plastic	MTS3-20B	1SFA 611 302 R2006	1x10	0.021
	Chrome metal	MTS3-30B	1SFA 611 302 R3006	1x10	0.021

Contacts actuated

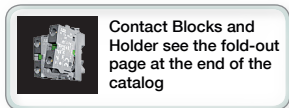
Handle position	Left block	Center block	Right block
 A	■	■	■
 C	□	□	□

Not actuated
 Actuated

Contacts actuated

Handle position	Left block	Center block	Right block
 A	□	■	■
 B	□	□	□
 C	■	■	□

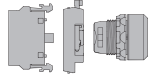
Not actuated
 Actuated



Contact Blocks and Holder see the fold-out page at the end of the catalog

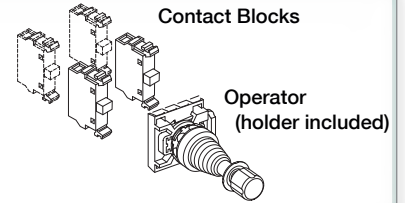
Joysticks IP67 and IP69K

Modular Range

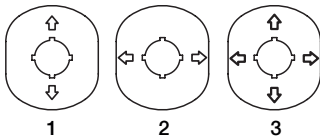


How to order:

- Operator Holder included
+ Contact Blocks



Joystick with latching function



Legend Plates



Legend Plate Holders

Operator: Joystick

Description	Type	Order Code	Package Quantity	Weight Kg
Joystick				
2-position Maintained	MJS1-60B	1SFA 611 701 R6006	1	0.062
2-position Momentary	MJS2-60B	1SFA 611 702 R6006	1	0.062
4-position Maintained	MJS5-60B	1SFA 611 705 R6006	1	0.088
4-position Momentary	MJS6-60B	1SFA 611 706 R6006	1	0.088

Joystick with latching function

2-position Maintained	MJS7-60B	1SFA 611 707 R6006	1	0.062
2-position Momentary	MJS8-60B	1SFA 611 708 R6006	1	0.062
4-position Maintained	MJS11-60B	1SFA 611 711 R6006	1	0.088
4-position Momentary	MJS12-60B	1SFA 611 712 R6006	1	0.088

Micro Switch Blocks

1 NO	MCBL-10	1SFA 611 612 R1010	1x10	0.010
1 NC	MCBL-01	1SFA 611 612 R1001	1x10	0.010

Legend Plates

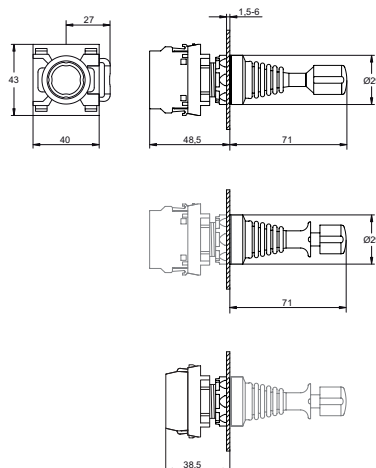
2-position (1) (up - down)	MA6-1240	1SFA 611 930 R1240	1	0.004
2-position (2) (right - left)	MA6-1241	1SFA 611 930 R1241	1	0.004
4-position (3)	MA6-1242	1SFA 611 930 R1242	1	0.004

Legend Plate Holders

4-position	MA1-8137	1SFA 611 920 R8137	1	0.004
2-position	MA1-8138	1SFA 611 920 R8138	1	0.003

Insert with symbol

↑	MA6-1065	1SFA 611 930 R1065	10	0.001
---	----------	--------------------	----	-------

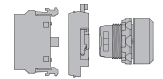


Contact Blocks and Holder see the fold-out page at the end of the catalog

Accessories for Modular Range

LED Blocks, front mounting

Modular Range



LED Block with built in leakage current protection

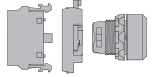
Description	Rated Current mA	Wave-length nm	Lumi-nance mcd	Type	Order Code	Package Quantity	Weight Kg
LED-blocks							
Rated Voltage 12 V, DC							
● Red	12.0	620	320	MLBL-00R	1SFA 611 621 R1001	1x10	0.012
● Green	9.3	520	1500	MLBL-00G	1SFA 611 621 R1002	1x10	0.012
● Yellow	12.0	588	380	MLBL-00Y	1SFA 611 621 R1003	1x10	0.012
● Blue	9.5	468	450	MLBL-00L	1SFA 611 621 R1004	1x10	0.012
○ White	9.3	²⁾	600	MLBL-00W	1SFA 611 621 R1005	1x10	0.012
Rated Voltage 24 V, AC/DC							
● Red	9.9	620	250	MLBL-01R	1SFA 611 621 R1011	1x10	0.012
● Green	9.2	520	1500	MLBL-01G	1SFA 611 621 R1012	1x10	0.012
● Yellow	9.9	588	250	MLBL-01Y	1SFA 611 621 R1013	1x10	0.012
● Blue	9.3	468	450	MLBL-01L	1SFA 611 621 R1014	1x10	0.012
○ White	9.2	²⁾	600	MLBL-01W	1SFA 611 621 R1015	1x10	0.012
Rated Voltage 48 V, AC/DC							
● Red	10.0	620	260	MLBL-02R	1SFA 611 621 R1021	1x10	0.012
● Green	9.7	520	1500	MLBL-02G	1SFA 611 621 R1022	1x10	0.012
● Yellow	10.0	588	300	MLBL-02Y	1SFA 611 621 R1023	1x10	0.012
● Blue	9.7	468	450	MLBL-02L	1SFA 611 621 R1024	1x10	0.012
○ White	9.7	¹⁾	600	MLBL-02W	1SFA 611 621 R1025	1x10	0.012
Rated Voltage 60 V, AC/DC							
● Red	13.0	620	350	MLBL-03R	1SFA 611 621 R1031	1x10	0.012
● Green	12.7	520	2000	MLBL-03G	1SFA 611 621 R1032	1x10	0.012
● Yellow	13.0	588	400	MLBL-03Y	1SFA 611 621 R1033	1x10	0.012
● Blue	12.7	468	550	MLBL-03L	1SFA 611 621 R1034	1x10	0.012
○ White	12.7	¹⁾	750	MLBL-03W	1SFA 611 621 R1035	1x10	0.012
Rated Voltage 110-130 V, AC							
● Red	8.6	620	200	MLBL-04R	1SFA 611 621 R1041	1x10	0.012
● Green	8.5	520	1200	MLBL-04G	1SFA 611 621 R1042	1x10	0.012
● Yellow	8.6	588	250	MLBL-04Y	1SFA 611 621 R1043	1x10	0.012
● Blue	7.0	468	400	MLBL-04L	1SFA 611 621 R1044	1x10	0.012
○ White	7.0	¹⁾	500	MLBL-04W	1SFA 611 621 R1045	1x10	0.012
Rated Voltage 110-130 V, DC							
● Red	9.9	620	250	MLBL-05R	1SFA 611 621 R1051	1x10	0.012
● Green	9.8	520	1500	MLBL-05G	1SFA 611 621 R1052	1x10	0.012
● Yellow	9.9	588	300	MLBL-05Y	1SFA 611 621 R1053	1x10	0.012
● Blue	9.8	468	450	MLBL-05L	1SFA 611 621 R1054	1x10	0.012
○ White	9.8	¹⁾	600	MLBL-05W	1SFA 611 621 R1055	1x10	0.012
Rated Voltage 220 V, DC							
● Red	8.0	620	180	MLBL-06R	1SFA 611 621 R1061	1x10	0.012
● Green	8.0	520	110	MLBL-06G	1SFA 611 621 R1062	1x10	0.012
● Yellow	8.0	588	200	MLBL-06Y	1SFA 611 621 R1063	1x10	0.012
● Blue	8.0	468	450	MLBL-06L	1SFA 611 621 R1064	1x10	0.012
○ White	8.0	¹⁾	600	MLBL-06W	1SFA 611 621 R1065	1x10	0.012
Rated Voltage 230 V, AC							
● Red	9.5	620	250	MLBL-07R	1SFA 611 621 R1071	1x10	0.012
● Green	9.4	520	1500	MLBL-07G	1SFA 611 621 R1072	1x10	0.012
● Yellow	9.5	588	300	MLBL-07Y	1SFA 611 621 R1073	1x10	0.012
● Blue	8.2	468	450	MLBL-07L	1SFA 611 621 R1074	1x10	0.012
○ White	8.2	¹⁾	600	MLBL-07W	1SFA 611 621 R1075	1x10	0.012

Note: Care should be taken for DC supply where + and - must be correctly connected. This is marked X1 (+) and X2 (-) on the product.

¹⁾ X=0.31, Y=0.32 according to the ICI Chromaticity Diagram.

Accessories for Modular Range LED Blocks, front mounting

Modular Range



LED Block with built in leakage current protection

Description	Rated Current mA	Wave-length nm	Lumi-nance mcd	Type	Order Code	Package Quantity	Weight Kg
LED Blocks continued							
Rated Voltage 380 V, AC							
● Red	10.2	620	250	MLBL-08R	1SFA 611 621 R1081	1x10	0.012
● Green	10.2	520	1500	MLBL-08G	1SFA 611 621 R1082	1x10	0.012
● Yellow	10.2	582	300	MLBL-08Y	1SFA 611 621 R1083	1x10	0.012
● Blue	9.1	468	450	MLBL-08L	1SFA 611 621 R1084	1x10	0.012
○ White	9,1	¹⁾ 600	600	MLBL-08W	1SFA 611 621 R1085	1x10	0.012
Rated Voltage 415 V, AC							
● Red	11.2	620	280	MLBL-09R	1SFA 611 621 R1091	1x10	0.012
● Green	11.2	520	1800	MLBL-09G	1SFA 611 621 R1092	1x10	0.012
● Yellow	11.2	588	350	MLBL-09Y	1SFA 611 621 R1093	1x10	0.012
● Blue	9.9	468	500	MLBL-09L	1SFA 611 621 R1094	1x10	0.012
○ White	9.9	¹⁾ 650	650	MLBL-09W	1SFA 611 621 R1095	1x10	0.012


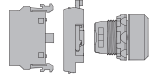
Note: Care should be taken for DC supply where + and - must be correctly connected. This is marked X1 (+) and X2 (-) on the product.

¹⁾ X=0.31, Y=0.32 according to the ICI Chromaticity Diagram.


Rear mounted LED Blocks can be found on page 62.

Accessories for Modular Range Contact Blocks and Holders


Modular Range



Holders for Contact Block



Contact Block Micro Switch Blocks

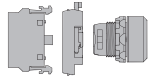


Double Contact Blocks

Description	Type	Order Code	Package Quantity	Weight Kg
Holders				
Holders for three positions	MCBH-00	1SFA 611 605 R1100	1x10	0.006
Holders for five positions*	MCBH5-00	1SFA 611 601 R1100	1x10	0.008
* Note: Double Contact Blocks are required on side positions				
Single Contact Blocks for front mounting				
1 NO	MCB-10	1SFA 611 610 R1001	1x10	0.013
1 NO	MCB-10	1SFA 611 610 H1001	100	0.013
1 NC	MCB-01	1SFA 611 610 R1010	1x10	0.013
1 NC	MCB-01	1SFA 611 610 H1010	100	0.013
1 NO with gold plated contacts	MCB-10G	1SFA 611 610 R1101	1x10	0.013
1 NC with gold plated contacts	MCB-01G	1SFA 611 610 R1110	1x10	0.013
Micro Switch Blocks				
1 NO	MCBL-10	1SFA 611 612 R1010	1x10	0.010
1 NC	MCBL-01	1SFA 611 612 R1001	1x10	0.010
Double Contact Block for front mounting				
2 NO	MCB-20	1SFA 611 610 R1002	1x10	0.026
2 NC	MCB-02	1SFA 611 610 R1020	1x10	0.026
1 NO + 1 NC	MCB-11	1SFA 611 610 R1011	1x10	0.026
Note: To be used together with MCBH5-00 when Contact Blocks in position 4- and 5- are needed. Also when using MCBH-00 together with Selector Switch and Contact Block in position 3- is needed				
Contact Blocks with Holder for front mounting				
For non-illuminated Operators				
1 NC	MCBH-01	1SFA 611 605 R1110	1x10	0.019
1 NO	MCBH-10	1SFA 611 605 R1101	1x10	0.019
2 NC	MCBH-02	1SFA 611 605 R1120	1x10	0.032
2 NO	MCBH-20	1SFA 611 605 R1102	1x10	0.032
1 NO + 1 NC	MCBH-11	1SFA 611 605 R1111	1x10	0.032

Accessories for Modular Range Transformer and Lamp Blocks

Modular Range



Transformer Block for Pilot Lights



Transformer Block for illuminated Operators

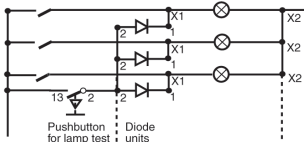


Diagram for lamp test with three Diode Blocks (not intended for integrated LED Bulbs)



Lamp Block

Description	Type	Order Code	Package Quantity	Weight Kg	
Transformer Blocks for Pilot Lights					
For 6 or 24 V Filament Bulb and 24 V LED. Max 1.2 W Filament Bulb Lamp Block included in the transformer, BA 9s base					
Primary Voltage	Secondary Voltage				
110-127 V AC	6 V AC	KTR1-1001	1SFA 616 950 R1001	1	0.095
220-250 V AC	6 V AC	KTR1-1002	1SFA 616 950 R1002	1	0.095
380-420 V AC	6 V AC	KTR1-1003	1SFA 616 950 R1003	1	0.095
440-480 V AC	6 V AC	KTR1-1004	1SFA 616 950 R1004	1	0.095
500-600 V AC	6 V AC	KTR1-1005	1SFA 616 950 R1005	1	0.095
110-127 V AC	24 V AC ¹⁾	KTR1-1011	1SFA 616 950 R1011	1	0.095
220-250 V AC	24 V AC ¹⁾	KTR1-1012	1SFA 616 950 R1012	1	0.095
380-420 V AC	24 V AC ¹⁾	KTR1-1013	1SFA 616 950 R1013	1	0.095
440-480 V AC	24 V AC ¹⁾	KTR1-1014	1SFA 616 950 R1014	1	0.095

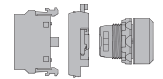
Transformer Blocks for illuminated Operators					
110-127 V AC	6 V AC	KTR1-2001	1SFA 616 950 R2001	1	0.095
220-250 V AC	6 V AC	KTR1-2002	1SFA 616 950 R2002	1	0.095
380-420 V AC	6 V AC	KTR1-2003	1SFA 616 950 R2003	1	0.095
440-480 V AC	6 V AC	KTR1-2004	1SFA 616 950 R2004	1	0.095
500-600 V AC	6 V AC	KTR1-2005	1SFA 616 950 R2005	1	0.095
110-127 V AC	24 V AC ¹⁾	KTR1-2011	1SFA 616 950 R2011	1	0.095
220-250 V AC	24 V AC ¹⁾	KTR1-2012	1SFA 616 950 R2012	1	0.095
380-420 V AC	24 V AC ¹⁾	KTR1-2013	1SFA 616 950 R2013	1	0.095
440-480 V AC	24 V AC ¹⁾	KTR1-2014	1SFA 616 950 R2014	1	0.095

¹⁾ Can be used with LED Bulb

Diode Block					
Diode Block		MDB-1001	1SFA 611 630 R1001	1x10	0.015

Note: To be used if several lamps are to be connected to a common lamp-test Pushbutton. A diode must be connected in series with each lamp. The Diode Block snaps onto the Lamp Block or is placed at the side

Single Lamp Blocks for front mounting, BA 9s base					
230 V, 2 W X1 X2	For max. 2 W, 230 V AC and DC Filament Bulb or LED	MLB-1	1SFA 611 620 R1001	1x10	0.015
115 V 60 V X1 X2 1.2 W	115 V AC supply voltage. For 60 V Filament Bulb 1.2 W	MLB-2	1SFA 611 620 R1002	1x10	0.017
280 V 130 V X1 X2 2 W	230 V AC supply voltage. For 130 V Filament Bulb 2 W	MLB-3	1SFA 611 620 R1003	1x10	0.020
115 V 24 V X1 X2 LED	115 V AC and DC supply voltage For 24 V LED only	MLB-4	1SFA 611 620 R1004	1x10	0.017
LED X1 X2 -24-230V~	LED Block designed to prevent glowing from leakage current.	MLB-8	1SFA 611 620 R1008	1x10	0.015



DIN-rail Adaptor



Dummy Block



Adaptor



Lamp Changing Tool



Mounting Tool



Mounting Tool for Power Tool



Blanking Plugs

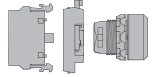


Square Bezels

Description	Type	Order Code	Package Quantity	Weight Kg
DIN-rail Adaptor				
DIN-rail Adaptor	MA1-8131	1SFA 611 920 R8131	1	0.020
DIN-rail (adaptor) kit with one Dummy Block	MA1-8001	1SFA 611 920 R8001	1	0.028
Note: DIN-rail adaptor is used with back mounted contact blocks				
Dummy Block				
Dummy Block	MDB-2	1SFA 611 630 R1002	10	0.003
Dummy Blocks are used when only one contact block or a compact device is used together with the DIN-Rail Adaptor				
30 mm Adaptors for 22 mm Operator (1.5-4 mm panels)				
For Emergency Stop Pushbutton				
Black Plastic	KA1-8027	1SFA 616 920 R8027	1	0.007
Metal	KA1-8028	1SFA 616 920 R8028	1	0.021
For Pushbuttons, Selector Switches, Pilot Lights, Potentiometers and Buzzers:				
Black Plastic	KA1-8029	1SFA 616 920 R8029	1	0.010
Metal	KA1-8030	1SFA 616 920 R8030	1	0.035
Flush Mounted Adaptors (metal)				
For Pushbuttons	KA1-8073	1SFA 616 920 R8073	1	0.050
For Selector Switches	MA1-8074	1SFA 611 920 R8074	1	0.050
Lamp Changing Tool				
For LED Bulbs and for bulbs	KA1-8072	1SFA 616 920 R8072	1	0.002
Mounting Tool for operator				
Mounting Tool for tightening the Locking Nut	MA1-8015	1SFA 611 920 R8015	1	0.021
Mounting Tool for Power Tool	MA1-8149	1SFA 611 920 R8149	1	0.155
Extra key				
Ronis 455 (key code 71)	-	SK 616 021-71	10	0.007
Ronis 421 (key code 72)	-	SK 616 021-72	10	0.007
Ronis 3433-E (key code 73)	-	SK 616 021-73	10	0.007
Locking Nut				
Locking Nut	MA1-8019	1SFA 611 920 R8019	10	0.001
Note: The Locking nut can also be used with Compact Devices.				
Blanking Plug				
Grey	MA1-8129	1SFA 611 920 R8129	10	0.005
Black	MA1-8130	1SFA 611 920 R8130	10	0.005
Light grey	MA1-8136	1SFA 611 920 R8136	10	0.005
Square Bezel				
Black, plastic	-	SK 616 016-2	10	0.001
Grey, plastic	MA1-8124	1SFA 611 920 R8124	10	0.001

Accessories for Modular Range

Modular Range



Protective Membrane

Description	Type	Order Code	Package Quantity	Weight Kg
Protective Membrane				
For Flush Button	KA1-8052	1SFA 616 920 R8052	10	0.002
For Extended Button	KA1-8002	1SFA 616 920 R8002	10	0.002
For Double Pushbutton	MA1-8126	1SFA 611 920 R8126	10	0.002



Protective Ring Protective Cover

Protective Ring				
Operator for Protective Ring	-	SK 615 512-1	10	0.002

Note: For flush and Extended Pushbuttons. To prevent accidental operation. Cannot be used together with Legend Plate Holder



Bezel

Protective Cover				
Protective Cover	KA1-8010	1SFA 616 920 R8010	10	0.008

Note: For Flush Pushbutton. To prevent accidental operation. Cannot be used together with Legend Plate Holder.



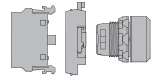
Shroud for Emergency Stop

Bezel				
For Pushbutton				
Gray plastic	KA1-8079	1SFA 616 920 R8079	10	0.002
Black Plastic	KA1-8022	1SFA 616 920 R8022	10	0.002
Chrome metal	KA1-8021	1SFA 616 920 R8021	10	0.015
For Selector Switch				
Gray plastic	KA1-8077	1SFA 616 920 R8077	10	0.001
Black Plastic	KA1-8080	1SFA 616 920 R8080	10	0.001
Chrome metal	KA1-8024	1SFA 616 920 R8024	10	0.010
Shroud for Emergency Stop				
● Yellow	MA1-8053	1SFA 611 920 R8053	10	0.020
● Grey	MA1-8128	1SFA 611 920 R8128	10	0.020

Note: For 40 mm Emergency Stop Pushbuttons and Machine Stop Pushbuttons. To prevent accidental operation. With anti rotation tabs and slot for pad-lock and with water drainage.

Accessories for Modular Range LED Bulbs

Modular Range



LED Bulbs

Description	Wavelength nm	Luminance mcd	Type	Order Code	Package Quantity	Weight Kg
LED Bulbs						
Rated Voltage 12 V, DC, Rated Current 15 mA, Service Life >50 000 h						
● Red	630	250	KA2-2011	1SFA 616 921 R2011	20	0.005
● Green	525	1000	KA2-2012	1SFA 616 921 R2012	20	0.005
● Yellow	592	250	KA2-2013	1SFA 616 921 R2013	20	0.005
● Blue	470	450	KA2-2014	1SFA 616 921 R2014	20	0.005
○ White	¹⁾	600	KA2-2015	1SFA 616 921 R2015	20	0.005
Rated Voltage 24 V, (AC)/DC, Rated Current 15 mA, Service Life >50 000 h						
● Red	630	250	KA2-2021	1SFA 616 921 R2021	20	0.005
● Green	525	800	KA2-2022	1SFA 616 921 R2022	20	0.005
● Yellow	592	250	KA2-2023	1SFA 616 921 R2023	20	0.005
● Blue	470	400	KA2-2024	1SFA 616 921 R2024	20	0.005
○ White	¹⁾	500	KA2-2025	1SFA 616 921 R2025	20	0.005
Rated Voltage 36 V, (AC)/DC, Rated Current 12 mA, Service Life >50 000 h						
● Red	630	200	KA2-2031	1SFA 616 921 R2031	20	0.005
● Green	525	2000	KA2-2032	1SFA 616 921 R2032	20	0.005
● Yellow	592	200	KA2-2033	1SFA 616 921 R2033	20	0.005
● Blue	470	750	KA2-2034	1SFA 616 921 R2034	20	0.005
○ White	¹⁾	1400	KA2-2035	1SFA 616 921 R2035	20	0.005
Rated Voltage 48 V, (AC)/DC, Rated Current 12 mA, Service Life >50 000 h						
● Red	630	200	KA2-2041	1SFA 616 921 R2041	20	0.005
● Green	525	1700	KA2-2042	1SFA 616 921 R2042	20	0.005
● Yellow	592	240	KA2-2043	1SFA 616 921 R2043	20	0.005
● Blue	470	720	KA2-2044	1SFA 616 921 R2044	20	0.005
○ White	¹⁾	1200	KA2-2045	1SFA 616 921 R2045	20	0.005
Rated Voltage 60 V, (AC)/DC, Rated Current 10 mA, Service Life >50 000 h						
● Red	630	160	KA2-2051	1SFA 616 921 R2051	20	0.005
● Green	525	1400	KA2-2052	1SFA 616 921 R2052	20	0.005
● Yellow	592	200	KA2-2053	1SFA 616 921 R2053	20	0.005
● Blue	470	600	KA2-2054	1SFA 616 921 R2054	20	0.005
○ White	¹⁾	1000	KA2-2055	1SFA 616 921 R2055	20	0.005
Rated Voltage 110-130 V, AC, Rated Current 4-6 mA, Service Life 25 000 h						
● Red	630	60-100	KA2-2131	1SFA 616 921 R2131	20	0.005
● Green	525	500-850	KA2-2132	1SFA 616 921 R2132	20	0.005
● Yellow	592	70-120	KA2-2133	1SFA 616 921 R2133	20	0.005
● Blue	470	220-350	KA2-2134	1SFA 616 921 R2134	20	0.005
○ White	¹⁾	350-600	KA2-2135	1SFA 616 921 R2135	20	0.005
Rated Voltage 110-130 V, AC/DC, Rated Current 4-6 mA, Service Life 25 000 h						
● Red	630	60	KA2-2141	1SFA 616 921 R2141	20	0.005
● Green	525	500	KA2-2142	1SFA 616 921 R2142	20	0.005
● Yellow	592	70	KA2-2143	1SFA 616 921 R2143	20	0.005
● Blue	470	220	KA2-2144	1SFA 616 921 R2144	20	0.005
○ White	¹⁾	350	KA2-2145	1SFA 616 921 R2145	20	0.005
Rated Voltage 230 V, AC, Rated Current 4 mA, Service Life 25 000 h						
● Red	630	60	KA2-2221	1SFA 616 921 R2221	20	0.005
● Green	525	500	KA2-2222	1SFA 616 921 R2222	20	0.005
● Yellow	592	70	KA2-2223	1SFA 616 921 R2223	20	0.005
● Blue	470	220	KA2-2224	1SFA 616 921 R2224	20	0.005
○ White	¹⁾	350	KA2-2225	1SFA 616 921 R2225	20	0.005

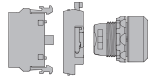
Note: Care should be taken for DC supply where + and - must be correctly connected. This is marked X1 (+) and X2 (-) on the product.

Choose the same color on the LED as on the lamp cap.

¹⁾ X=0.31, Y=0.32 according to the ICI Chromaticity Diagram.

Accessories for Modular Range LED and Filament Bulbs

Modular Range



LED Bulbs

Description	Wavelength nm	Luminance mcd	Type	Order Code	Package Quantity	Weight Kg
LED Bulbs continued						
Rated Voltage 230 V, AC/DC, Rated Current 4 mA, Service Life 25 000 h						
● Red	630	60	KA2-2231	1SFA 616 921 R2231	20	0.005
● Green	525	500	KA2-2232	1SFA 616 921 R2232	20	0.005
● Yellow	592	70	KA2-2233	1SFA 616 921 R2233	20	0.005
● Blue	470	220	KA2-2234	1SFA 616 921 R2234	20	0.005
○ White	¹⁾	350	KA2-2235	1SFA 616 921 R2235	20	0.005

Note: Care should be taken for DC supply where + and - must be correctly connected. This is marked X1 (+) and X2 (-) on the product.

Choose the same color on the LED as on the lamp cap.

¹⁾ X=0.31, Y=0.32 according to the ICI Chromaticity Diagram.

Flashing LED Bulbs

Rated Voltage 24 V, Rated Current 25 mA, DC

Description	Wavelength nm	Service Life hours	Type	Order Code	Package Quantity	Weight Kg
● Red	630	50 000	-	4950 512-1	20	0.005
● Green	565	50 000	-	4950 512-2	20	0.005
● Yellow	585	50 000	-	4950 512-3	20	0.005

Note: Care should be taken for DC supply where + and - must be correctly connected. This is marked X1 (+) and X2 (-) on the product.

Choose the same color on the LED as on the lamp cap.



Filament Bulbs

Filament Bulbs BA 9s base

Rated Voltage V m AC/DC	Rated Current A	Rated Output W	Service Life h	Luminance mcd	Type	Order Code	Package Quantity	Weight Kg
6	200	1.2	10 000	350	-	5911 086-11	20	0.002
12	100	1.2	10 000	203	-	5911 086-12	20	0.002
24	50	1.2	10 000	280	-	5911 086-13	20	0.002
30	40	1.2	10 000	250	-	5911 086-4	20	0.002
48	42	2	6 000	500	-	5911 086-5	20	0.002
60	20	1.2	5 000	190	-	5911 086-14	20	0.002
110	18	2	7 500	250	-	5911 086-7	20	0.002
130	15	2	7 500	120	-	5911 086-15	20	0.002

A Lamp Changing Tool is required for changing bulb.



Lamp Changing Tool

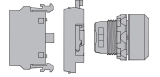
Lamp Changing Tool

For LED Bulbs and for bulbs	KA1-8072	1SFA 616 920 R8072	1	0.002
-----------------------------	----------	--------------------	---	-------

Note: A Lamp Changing Tool is required for changing bulb.

Accessories for Modular Range lenses

Modular Range



Lens for Pilot Light

Description	Type	Order Code	Package Quantity	Weight Kg
Lenses for Pilot Lights				
● Red	KA1-8031	1SFA 616 920 R8031	10	0.02
● Green	KA1-8032	1SFA 616 920 R8032	10	0.02
● Yellow	KA1-8033	1SFA 616 920 R8033	10	0.02
● Blue	KA1-8034	1SFA 616 920 R8034	10	0.02
○ White	KA1-8035	1SFA 616 920 R8035	10	0.02
○ Clear	KA1-8038	1SFA 616 920 R8038	10	0.02



Flush Lens

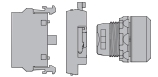
Lenses for non-Illuminated Pushbuttons				
Flush				
● Red	KA1-8081	1SFA 616 920 R8081	10	0.015
● Green	KA1-8082	1SFA 616 920 R8082	10	0.015
● Yellow	KA1-8083	1SFA 616 920 R8083	10	0.015
● Blue	KA1-8084	1SFA 616 920 R8084	10	0.015
○ White	KA1-8085	1SFA 616 920 R8085	10	0.015
● Black	KA1-8086	1SFA 616 920 R8086	10	0.015
● Grey	KA1-8087	1SFA 616 920 R8087	10	0.015
○ Clear	KA1-8088	1SFA 616 920 R8088	10	0.015



Extended Lens

Extended				
● Red	KA1-8091	1SFA 616 920 R8091	10	0.025
● Green	KA1-8092	1SFA 616 920 R8092	10	0.025
● Yellow	KA1-8093	1SFA 616 920 R8093	10	0.025
● Blue	KA1-8094	1SFA 616 920 R8094	10	0.025
○ White	KA1-8095	1SFA 616 920 R8095	10	0.025
● Black	KA1-8096	1SFA 616 920 R8096	10	0.025
● Grey	KA1-8097	1SFA 616 920 R8097	10	0.025
○ Clear	KA1-8098	1SFA 616 920 R8098	10	0.025

Lenses for Illuminated Pushbuttons				
Flush				
● Red	KA1-8101	1SFA 616 920 R8101	10	0.015
● Green	KA1-8102	1SFA 616 920 R8102	10	0.015
● Yellow	KA1-8103	1SFA 616 920 R8103	10	0.015
● Blue	KA1-8104	1SFA 616 920 R8104	10	0.015
○ White	KA1-8105	1SFA 616 920 R8105	10	0.015
○ Clear	KA1-8108	1SFA 616 920 R8108	10	0.015
Extended				
● Red	KA1-8111	1SFA 616 920 R8111	10	0.025
● Green	KA1-8112	1SFA 616 920 R8112	10	0.025
● Yellow	KA1-8113	1SFA 616 920 R8113	10	0.025
● Blue	KA1-8114	1SFA 616 920 R8114	10	0.025
○ White	KA1-8115	1SFA 616 920 R8115	10	0.025
○ Clear	KA1-8118	1SFA 616 920 R8118	10	0.025



Standards and Approvals	
IEC / EN 60947-1	Low-Voltage Switchgear and Controlgear - Part 1: General rules
IEC / EN 60947-5-1	Low-Voltage Switchgear and Controlgear - Part 5-1: Control circuit devices and switching elements - Electromechanical control circuit devices
IEC / EN 60947-5-5	Low-Voltage Switchgear and Controlgear - Part 5-5: Control circuit devices and switching elements - Electrical Emergency Stop device with mechanical latching function
IEC / EN 60073	Basic and safety principles for man-machine interface, marking and identification - Coding principles for indicators and actuators
IEC / EN 60529	Degrees of Protection provided by enclosures (IP Code)
EN 50013	Low-Voltage Switchgear and Controlgear for industrial use - Terminal marking and distinctive number for particular control switches
DIN 40050-9	Road vehicles; Degrees of Protection (IP-code); protection against foreign objects; water and contact; electrical equipment
UL 508	Industrial Control Equipment
CSA C22.2 No 14	Industrial Control Equipment

Environmental Data

Degrees of Protection		
Operators	IEC/EN DIN	UL/CSA
Pushbutton: MP *	IP66	Type 1, 3R, 4, 4X, 12, 13
Double Pushbutton: MPD *	IP66	Type 1, 3R, 4, 4X, 12, 13
Mushroom Pushbutton: MPM *	IP66	Type 1, 3R, 4, 4X, 12, 13
Emergency Stop: MPMT/P *	IP66	Type 1, 3R, 4, 4X, 12, 13
Selector Switch: M2SS/M3SS *	IP66	Type 1, 3R, 4, 4X, 12, 13
Key-operated Selector Switch: M2SSK/M3SSK *	IP66	Type 1, 3R, 4, 4X, 12
Toggle Switch: MTS2/MTS3 *	IP66	Type 1, 3R, 4, 4X, 12, 13
Extreme Duty Pushbutton: KP6	-	Type 1, 3R, 4, 4X
Reset Pushbutton: KPR *	IP 66	Type 1, 3R, 4, 4X, 12, 13
Joystick: MJS	IP66, 67, 69K	Type 1, 4X (indoor), 12, 13
Pilot Lights: ML	IP66	Type 1, 3R, 4, 4X, 12, 13
Buzzer: KB	IP65	Type 4X
Potentiometer: KT *	IP66	Type 1, 3R, 4, 4X, 12, 13
Contact Block and Transformer Block	IP20	-
Plastic Enclosures	IP66	Type 1, 3R, 4, 4X, 12, 13
Metallic Enclosures	IP66, 67, 69K	-

Temperature	
Ambient temperature during operation	-25 to +70 °C
Storage temperature	-40 to +85 °C

* With Chrome Plastic Bezel IP66 Type 1, 12, 13

Please note that specified degree of protection is for operator mounted on panel. If other items are mounted in between, please make sure that they are correctly sealed.

Technical Data

Cable connections	
Operator	Cable terminal
Potentiometer	0.5-2.5 mm ² / 24 - 12 AWG
Terminals	
Plus-minus Pozidriv No.2 screw with DIN-washer.	
Connectable Area	min. 1 x 0.5 mm ² /AWG 20 max. 2 x 2.5 mm ² /2 x AWG14
Tightening Torque	
Potentiometer	0.4 Nm (Cable terminals)
Operators Locking Nut	Min. 2 Nm / Max. 2.3 Nm
Cable Terminals	0.9 Nm

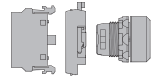
Material

No ozone depleting substances in the products.
All front of panel plastic components are made of polycarbonate

PC Polycarbonate	High impact strength, good outdoor resistance. Chemical resistance (see table below)
PSU Polysulphone	Can withstand high temperatures, acids, basic solutions, alkaline compounds, oils, alcohols.
PA Polyamide	Can withstand high temperatures, aliphatic, aromatic and chlorinated hydrocarbons, esters, ketone-aldehydes, alcohols and basic solutions.
PBT	Can withstand high temperature, aliphatic and aromatic hydrocarbons, acids, basic solutions, alcohols, grease and oils
Zinc	Good corrosion resistance in inland-, sea and industrial atmosphere.
Light-alloy	Good corrosion resistance in inland-, sea and industrial atmosphere.

Chemical Resistance for Polycarbonate

Chemical Class	Effects
Acids	No significant effect under most typical conditions of concentration and temperature
Alcohols and Alkalis	Generally compatible at low concentration and room temperature. Higher concentrations and elevated temperatures can result in etching and attack evidenced by decomposition.
Aliphatic Hydrocarbons	Generally compatible
Amines	Surface crystallization and chemical attack. Avoid.
Aromatic Hydrocarbons	Partial solvents and severe stress cracking agents (i.e., xylene, toluene). Avoid.
Detergents and Cleaners	Mild soap solutions are generally compatible. Strong alkaline materials should be avoided.
Esters	Cause severe crystallization. Partial solvents. Avoid.
Greases and Oils	Pure petroleum types generally compatible. Many additives used with them are not.
Halogenated Hydrocarbons	Solvents. Avoid.
Ketones	Cause severe crystallization and stress cracking. Partial solvents. Avoid.
Silicone Oil and Greases	Generally compatible up to 85 °C.



Electrical Data

Standard Contact Blocks

Self cleaning silver contacts, NC contact with positive opening. At voltages and currents below 24 V and 5.6 mA we recommend our Micro Switch Blocks.

Ratings as per IEC 60947-5-1

Rated Insulation Voltage, U_i		690 V	
Rated Thermal Current, I_{th}		10 A	
Rated Operational Current, I_o Utilization category AC 15,	at: 120 V at: 230 V at: 400 V at: 690 V	8 A 6 A 4 A 2 A	
Rated Operational Current, I_o utilisation category DC 13,	at: 24 V at: 125 V at: 250 V	5 A 1.1 A 0.55 A	

Ratings as per UL, CSA, NEMA

		A600 AC		Q600 DC
Rated Insulation Voltage		600 V		600 V
Rated Thermal Current		10 A		2.5 A
Rated Operational Current	at: 120 V at: 240 V at: 480 V at: 600 V	6 A 3 A 1.5 A 1.2 A	at: 125 V at: 250 V at: 480 V at: 600 V	0.55 A 0.27 A 0.10 A 0.10 A

Contact Resistance

< 25 mΩ

Compulsory Function Test

at: 5V, 16 mA

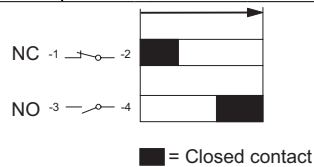
Max. number of Contact Blocks per Operator

The Contact Blocks can be stacked in max two levels on the 3- block holder. Only one level is accepted on the 5-block holder.	
Pushbutton, Toggle Switch, Mushroom Pushbutton, Double Pushbutton, Selector Switch, Key-operated Selector Switch and Emergency Stop Operator	6
Joystick	8

Short Circuit Protection

Max. fuse at 1 kA gG 16A

Diagram for Make-and-Break Contact



Micro Switch Block / Ratings as per IEC 60947-5-1

Rated Insulation Voltage, U_i		125 V
Rated Thermal Current, I_{th}		3 A
Rated Operational Current, I_o utilisation category AC 14,	at: 125 V	0.5 A
Rated Operational Current, I_o utilization category DC 13,	at: 24 V	0.3 A
Rated Operational Current, I_o utilization category DC 12,	at: 24 V	0.1 A

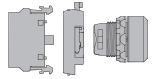
Minimum Switching Capacity

Standard Contact Blocks	24 V DC	5.6 mA
Gold plated Contact Blocks	5 V DC	12 mA
	12 V DC	1 mA
Micro Switch Blocks	3 V DC	1 mA
Ratings as per UL 508	125 V AC	3 A
	60 V DC	0.2 A
	48 V DC	0.1 A

Mechanical Data

Mechanical Life

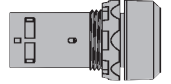
Standard Contact Blocks		10 million operations
Pushbuttons, Momentary Mushroom Pushbutton		2 million operations
Selector Switches Present standard (no operation of center contact)		500 000 operations
With operation of center contact		250 000 operations
		150 000 operations
Maintained Mushroom Pushbutton, Key-operated Selector Switch and Double Pushbutton		500 000 operations
Emergency Stop Toggle Switch		100 000 operations 1 million operations
Joystick		500 000 operations
		400 000 operations
		300 000 operations



Lamp Block ratings as per IEC 60 947-5-1	
Rated Insulation Voltage	230 V
Base	BA 9s
Permissible power, up to	2 W

Transformer Block	
Suitable for Filament Bulb 6 or 24 V AC, 1.2 W and LED 24 V.	
Rated Power	1.5 W
Rated Insulation Voltage acc. to IEC 70 °C (DT)	Class E

LED Bulbs	
Service Life for LED Bulbs means number of service hours until the brightness has been reduced down 50 %. Service Life 50 000 h	
Color of white LED	$x=0.31$ $Y=0.32$ means the position of color in the ICI Chromaticity Diagram
Voltage Tolerance on LED Bulbs	-30 to +10 % voltage is acceptable without affecting the Service Life
Voltage Peaks on LED Bulbs	Voltage Peaks up to 1000 V Current Peaks up to 500 mA during a few msec
Glowing Light	All integrated LED Bulbs have a function built in to cut leakage currents.



The Compact Range is designed to be our most efficient solution when it comes to assembly and cost, suitable for the most demanding environments. It can also be combined with the Modular Range to cover the needs of additional flexibility.

General Construction

- "All-in-one design"
- Same front as modular
- 42 mm built in depth
- Up to 2 electrical separated contacts.
- Metal or Black Plastic look.

Product Features

- Suitable in the toughest environments IP 66, 67 & 69K.
- Wiping Action gives high performance with low energies.
- UL/NEMA Type 1,3R,4,4X,12,13.

Operators

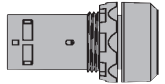
- Pushbuttons (illuminated & non illuminated).
- Emergency Stops (twist, pull & key release).
- Machine Stops (twist, pull & key release).
- Selector Switches (2 & 3 position).
- Mushrooms.

Pilot Lights

- Integrated LED (wide range of voltages).
- BA9s base for Filament Bulb or LED.

Pushbuttons flush and extended, non-illuminated

Compact Range



Color codes for Pushbuttons

	Red ●	Green ●	Yellow ●	Blue ●	White ○	Black ●	Grey ●
■	R	G	Y	L	W	B	U
□	1	2	3	4	5	6	7

Bezel - How to order

Black Plastic - Standard
 Chrome Metal - Replace '1' with '3' in
 Type and Order Codes



Bezel Options	Type	Order Code
Black Plastic	CP(X)-10X-XX	1SFA619 10X R10XX
Chrome Metal	CP(X)-30X-XX	1SFA619 10X R30XX



Flush Pushbutton



Extended Pushbutton



Flush Pushbutton
with marking

Operator: Flush and Extended Pushbutton

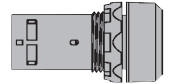
Description	Type	Order Code	Package Quantity	Weight Kg
Flush Pushbutton				
Momentary				
1 NO	CP1-10■-10	1SFA 619 100 R101□	1x10	0.018
2 NO	CP1-10■-20	1SFA 619 100 R102□	1x10	0.022
1 NC	CP1-10■-01	1SFA 619 100 R104□	1x10	0.018
2 NC	CP1-10■-02	1SFA 619 100 R105□	1x10	0.022
1 NO +1 NC	CP1-10■-11	1SFA 619 100 R107□	1x10	0.022
Maintained				
1 NO	CP2-10■-10	1SFA 619 101 R101□	1x10	0.018
2 NO	CP2-10■-20	1SFA 619 101 R102□	1x10	0.022
1 NC	CP2-10■-01	1SFA 619 101 R104□	1x10	0.018
2 NC	CP2-10■-02	1SFA 619 101 R105□	1x10	0.022
1 NO +1 NC	CP2-10■-11	1SFA 619 101 R107□	1x10	0.022
Extended Pushbutton				
Momentary				
1 NO	CP3-10■-10	1SFA 619 102 R101□	1x10	0.019
2 NO	CP3-10■-20	1SFA 619 102 R102□	1x10	0.022
1 NC	CP3-10■-01	1SFA 619 102 R104□	1x10	0.019
2 NC	CP3-10■-02	1SFA 619 102 R105□	1x10	0.022
1 NO +1 NC	CP3-10■-11	1SFA 619 102 R107□	1x10	0.022
Maintained				
1 NO	CP4-10■-10	1SFA 619 103 R101□	1x10	0.019
2 NO	CP4-10■-20	1SFA 619 103 R102□	1x10	0.022
1 NC	CP4-10■-01	1SFA 619 103 R104□	1x10	0.019
2 NC	CP4-10■-02	1SFA 619 103 R105□	1x10	0.022
1 NO +1 NC	CP4-10■-11	1SFA 619 103 R107□	1x10	0.022
Flush Pushbutton				
Momentary, white button with black I				
1 NO	CP11-10W-10	1SFA 619 110 R1015	1x10	0.018
Momentary, white button with black II				
1 NO	CP12-10W-10	1SFA 619 120 R1015	1x10	0.018
Extended Pushbutton				
Momentary, black button with white O				
1 NC	CP33-10B-01	1SFA 619 132 R1046	1x10	0.018

L-Mark Customer specific marking online. For more information see page 4 or go to:
<http://bolservices.it.abb.com/pilot-devices>

Selector Switches

two- and three-position, non-illuminated

Compact Range



Color Codes for Switches

	Red ●	Black ●	Grey ●
■	R	B	U
□	1	6	7

Bezel - How to order

Black Plastic - Standard
 Chrome Metal - Replace '1' with '3' in
 Type and Order Codes



Bezel Options	Type	Order Code
Black Plastic	C(X)SS(X)-10X-XX	1SFA619 XXX R10XX
Chrome Metal	C(X)SS(X)-30X-XX	1SFA619 XXX R30XX



Selector Switch

Operator: Selector Switches

Description	Type	Order Code	Package Quantity	Weight Kg
Two-position Maintained				
	1 NO	C2SS1-10■-10	1SFA 619 200 R101□	1x10 0.020
	2 NO	C2SS1-10■-20	1SFA 619 200 R102□	1x10 0.024
	1 NC	C2SS1-10■-01	1SFA 619 200 R104□	1x10 0.020
	2 NC	C2SS1-10■-02	1SFA 619 200 R105□	1x10 0.024
	1 NO +1 NC	C2SS1-10■-11	1SFA 619 200 R107□	1x10 0.024
Maintained				
	1 NO	C2SS2-10■-10	1SFA 619 201 R101□	1x10 0.020
	2 NO	C2SS2-10■-20	1SFA 619 201 R102□	1x10 0.024
	1 NC	C2SS2-10■-01	1SFA 619 201 R104□	1x10 0.020
	2 NC	C2SS2-10■-02	1SFA 619 201 R105□	1x10 0.024
	1 NO +1 NC	C2SS2-10■-11	1SFA 619 201 R107□	1x10 0.024
Momentary				
	1 NO	C2SS3-10■-10	1SFA 619 202 R101□	1x10 0.020
	2 NO	C2SS3-10■-20	1SFA 619 202 R102□	1x10 0.024
	1 NC	C2SS3-10■-01	1SFA 619 202 R104□	1x10 0.020
	2 NC	C2SS3-10■-02	1SFA 619 202 R105□	1x10 0.024
	1 NO +1 NC	C2SS3-10■-11	1SFA 619 202 R107□	1x10 0.024

Contacts actuated

Two position Selector Switch

Contacts included, actuated in position C

	NC	NO	NC	NO
	11	13	21	23
	12	14	22	24
1NO	-	1	-	-
2NO	-	1	-	1
1NC	1	-	-	-
2NC	1	-	1	-
1NO + 1NC	-	1	1	-

Three position Selector Switch

Contacts included, actuated in position:

	A		C	
	NC	NO	NC	NO
	21	23	11	13
	22	24	12	14
2NO	-	1	-	1
2NC	1	-	1	-
1NO + 1NC	1	-	-	1

Three-position Maintained

	2 NO	C3SS1-10■-20	1SFA 619 210 R102□	1x10 0.024
	2 NC	C3SS1-10■-02	1SFA 619 210 R105□	1x10 0.024
	1 NO +1 NC	C3SS1-10■-11	1SFA 619 210 R107□	1x10 0.024

Momentary

	2 NO	C3SS2-10■-20	1SFA 619 211 R102□	1x10 0.024
	2 NC	C3SS2-10■-02	1SFA 619 211 R105□	1x10 0.024
	1 NO +1 NC	C3SS2-10■-11	1SFA 619 211 R107□	1x10 0.024

Momentary

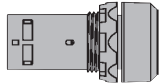
	2 NO	C3SS3-10■-20	1SFA 619 212 R102□	1x10 0.024
	2 NC	C3SS3-10■-02	1SFA 619 212 R105□	1x10 0.024
	1 NO +1 NC	C3SS3-10■-11	1SFA 619 212 R107□	1x10 0.024

Momentary

	2 NO	C3SS7-10■-20	1SFA 619 216 R102□	1x10 0.024
	2 NC	C3SS7-10■-02	1SFA 619 216 R105□	1x10 0.024
	1 NO +1 NC	C3SS7-10■-11	1SFA 619 216 R107□	1x10 0.024

Emergency Stop non-illuminated

Compact Range



Emergency Stop Pushbutton
twist release, 30 mm



Emergency Stop Pushbutton
pull release, 40 mm

Operator: Emergency Stop Pushbutton

Description	Type	Order Code	Package Quantity	Weight Kg
Emergency Stop Pushbutton				
Twist release, Ø 30 mm				
1 NC	CE3T-10R-01	1SFA 619 500 R1041	1	0.032
2 NC	CE3T-10R-02	1SFA 619 500 R1051	1	0.032
1 NO + 1 NC	CE3T-10R-11	1SFA 619 500 R1071	1	0.032
Pull release Ø 30 mm				
2 NC	CE3P-10R-02	1SFA 619 501 R1051	1	0.032
1 NO + 1 NC	CE3P-10R-11	1SFA 619 501 R1071	1	0.032
Key release Ø 30 mm: Ronis 455, Key code 71				
2 NC	CE3K1-10R-02	1SFA 619 502 R1051	1	0.060
1 NO + 1 NC	CE3K1-10R-11	1SFA 619 502 R1071	1	0.060
Twist release Ø 40 mm				
1 NC	CE4T-10R-01	1SFA 619 550 R1041	1	0.036
2 NC	CE4T-10R-02	1SFA 619 550 R1051	1	0.036
1 NO + 1 NC	CE4T-10R-11	1SFA 619 550 R1071	1	0.036
Pull release Ø 40 mm				
2 NC	CE4P-10R-02	1SFA 619 551 R1051	1	0.036
1 NO + 1 NC	CE4P-10R-11	1SFA 619 551 R1071	1	0.036
Key release Ø 40 mm: Key code 71 = Ronis 455				
2 NC	CE4K1-10R-02	1SFA 619 552 R1051	1	0.064
1 NO + 1 NC	CE4K1-10R-11	1SFA 619 552 R1071	1	0.064

Machine Stop non-illuminated



Machine Stop Pushbutton
twist release 30 mm

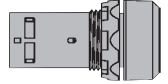
Operator: Machine Stop Pushbutton

Description	Type	Order Code	Package Quantity	Weight Kg
Machine Stop Pushbutton				
Twist release Ø 30 mm				
1 NO + 1 NC	CE3T-10B-11	1SFA 619 500 R1076	1	0.032
Pull release Ø 30 mm				
1 NO + 1 NC	CE3P-10B-11	1SFA 619 501 R1076	1	0.032
Key release Ø 30 mm: Key code 71 = Ronis 455				
1 NO + 1 NC	CE3K1-10B-11	1SFA 619 502 R1076	1	0.060
Twist release Ø 40 mm				
1 NO + 1 NC	CE4T-10B-11	1SFA 619 550 R1076	1	0.032
Pull release Ø 40 mm				
1 NO + 1 NC	CE4P-10B-11	1SFA 619 551 R1076	1	0.032
Key release Ø 40 mm: Key code 71 = Ronis 455				
1 NO + 1 NC	CE4K1-10B-11	1SFA 619 552 R1076	1	0.064

L-Mark Customer specific marking online. For more information see page 4 or go to:
<http://bolservices.it.abb.com/pilot-devices>

Illuminated Pushbutton

Compact Range



Bezel - How to order

Black Plastic - Standard
 Chrome Metal - Replace '1' with '3' in
 Type and Order Codes



Bezel Options	Type	Order Code
Black Plastic	CP(X)-1XX-XX	1SFA619 X0X R1XXX
Chrome Metal	CP(X)-3XX-XX	1SFA619 X0X R3XXX



Illuminated Pushbutton

Operator: Illuminated Pushbutton with integrated LED

Description	Type	Order Code	Package Quantity	Weight Kg
Flush Pushbutton 24V AC/DC				
Momentary				
● Red	1 NC	CP1-11R-01	1SFA 619 100 R1141	1x10 0.025
● Red	1 NO	CP1-11R-10	1SFA 619 100 R1111	1x10 0.025
● Green	1 NO	CP1-11G-10	1SFA 619 100 R1112	1x10 0.025
● Yellow	1 NO	CP1-11Y-10	1SFA 619 100 R1113	1x10 0.025
Maintained				
● Red	1 NC	CP2-11R-01	1SFA 619 101 R1141	1x10 0.025
● Red	1 NO	CP2-11R-10	1SFA 619 101 R1111	1x10 0.025
● Green	1 NO	CP2-11G-10	1SFA 619 101 R1112	1x10 0.025
● Yellow	1 NO	CP2-11Y-10	1SFA 619 101 R1113	1x10 0.025
Extended Pushbutton 24V AC/DC				
Momentary				
● Red	1 NC	CP3-11R-01	1SFA 619 102 R1141	1x10 0.025
● Red	1 NO	CP3-11R-10	1SFA 619 102 R1111	1x10 0.025
● Green	1 NO	CP3-11G-10	1SFA 619 102 R1112	1x10 0.025
● Yellow	1 NO	CP3-11Y-10	1SFA 619 102 R1113	1x10 0.025
Maintained				
● Red	1 NC	CP4-11R-01	1SFA 619 103 R1141	1x10 0.025
● Red	1 NO	CP4-11R-10	1SFA 619 103 R1111	1x10 0.025
● Green	1 NO	CP4-11G-10	1SFA 619 103 R1112	1x10 0.025
● Yellow	1 NO	CP4-11Y-10	1SFA 619 103 R1113	1x10 0.025
Flush Pushbutton 110-130V AC/DC				
Momentary				
● Red	1 NC	CP1-12R-01	1SFA 619 100 R1241	1x10 0.025
● Red	1 NO	CP1-12R-10	1SFA 619 100 R1211	1x10 0.025
● Green	1 NO	CP1-12G-10	1SFA 619 100 R1212	1x10 0.025
● Yellow	1 NO	CP1-12Y-10	1SFA 619 100 R1213	1x10 0.025
Maintained				
● Red	1 NC	CP2-12R-01	1SFA 619 101 R1241	1x10 0.025
● Red	1 NO	CP2-12R-10	1SFA 619 101 R1211	1x10 0.025
● Green	1 NO	CP2-12G-10	1SFA 619 101 R1212	1x10 0.025
● Yellow	1 NO	CP2-12Y-10	1SFA 619 101 R1213	1x10 0.025
Extended Pushbutton 110-130V AC/DC				
Momentary				
● Red	1 NC	CP3-12R-01	1SFA 619 102 R1241	1x10 0.025
● Red	1 NO	CP3-12R-10	1SFA 619 102 R1211	1x10 0.025
● Green	1 NO	CP3-12G-10	1SFA 619 102 R1212	1x10 0.025
● Yellow	1 NO	CP3-12Y-10	1SFA 619 102 R1213	1x10 0.025

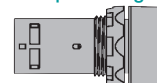


Illuminated Pushbutton Extended



Illuminated Pushbutton and Compact Mushroom

Compact Range



Illuminated Pushbutton



Illuminated Pushbutton
Extended

Operator: Illuminated Pushbutton with integrated LED

Description		Type	Order Code	Package Quantity	Weight Kg
Extended Pushbutton 110-130V AC/DC					
Maintained					
● Red	1 NC	CP4-12R-01	1SFA 619 103 R1241	1x10	0.025
● Red	1 NO	CP4-12R-10	1SFA 619 103 R1211	1x10	0.025
● Green	1 NO	CP4-12G-10	1SFA 619 103 R1212	1x10	0.025
● Yellow	1 NO	CP4-12Y-10	1SFA 619 103 R1213	1x10	0.025
Flush Pushbutton 220V AC/DC					
Momentary					
● Red	1 NC	CP1-13R-01	1SFA 619 100 R1341	1x10	0.025
● Red	1 NO	CP1-13R-10	1SFA 619 100 R1311	1x10	0.025
● Green	1 NO	CP1-13G-10	1SFA 619 100 R1312	1x10	0.025
● Yellow	1 NO	CP1-13Y-10	1SFA 619 100 R1313	1x10	0.025
Maintained					
● Red	1 NC	CP2-13R-01	1SFA 619 101 R1341	1x10	0.025
● Red	1 NO	CP2-13R-10	1SFA 619 101 R1311	1x10	0.025
● Green	1 NO	CP2-13G-10	1SFA 619 101 R1312	1x10	0.025
● Yellow	1 NO	CP2-13Y-10	1SFA 619 101 R1313	1x10	0.025
Extended Pushbutton 220V AC/DC					
Momentary					
● Red	1 NC	CP3-13R-01	1SFA 619 102 R1341	1x10	0.025
● Red	1 NO	CP3-13R-10	1SFA 619 102 R1311	1x10	0.025
● Green	1 NO	CP3-13G-10	1SFA 619 102 R1312	1x10	0.025
● Yellow	1 NO	CP3-13Y-10	1SFA 619 102 R1313	1x10	0.025
Maintained					
● Red	1 NC	CP4-13R-01	1SFA 619 103 R1341	1x10	0.025
● Red	1 NO	CP4-13R-10	1SFA 619 103 R1311	1x10	0.025
● Green	1 NO	CP4-13G-10	1SFA 619 103 R1312	1x10	0.025
● Yellow	1 NO	CP4-13Y-10	1SFA 619 103 R1313	1x10	0.025

Compact Mushroom



Compact Mushroom

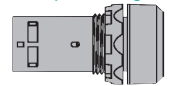
Operator: Compact Mushroom

Description		Type	Order Code	Package Quantity	Weight Kg
● Red	1 NO + 1 NC	CPM3-10R-11	1SFA 619 126 R1071	1	0.036
● Green	1 NO + 1 NC	CPM3-10G-11	1SFA 619 126 R1072	1	0.036
● Yellow	1 NO + 1 NC	CPM3-10Y-11	1SFA 619 126 R1073	1	0.036
● Black	1 NO + 1 NC	CPM3-10B-11	1SFA 619 126 R1076	1	0.036
● Blue	1 NO + 1 NC	CPM3-10L-11	1SFA 619 126 R1074	1	0.036



Pilot Lights with integrated LED

Compact Range



Pilot Light with integrated LED, with leakage current protection

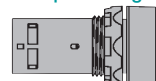
Operator: Pilot Light with integrated LED

Description	Rated Current mA	Wave-length nm	Luminance mcd	Type	Order Code	Package Quantity	Weight Kg
Pilot Light with integrated LED Service Life >50 000 hours							
Rated Voltage 12 V, DC ¹⁾							
● Red	30	625	60	CL-501R	1SFA 619 402 R5011	1x10	0.023
● Green	30	520	126	CL-501G	1SFA 619 402 R5012	1x10	0.023
● Yellow	30	590	60	CL-501Y	1SFA 619 402 R5013	1x10	0.023
● Blue	30	470	22	CL-501L	1SFA 619 402 R5014	1x10	0.023
○ White	30	²⁾	88	CL-501W	1SFA 619 402 R5015	1x10	0.023
Rated Voltage 24 V, AC/DC							
● Red	15	625	60	CL-502R	1SFA 619 402 R5021	1x10	0.023
● Green	15	520	126	CL-502G	1SFA 619 402 R5022	1x10	0.023
● Yellow	15	590	60	CL-502Y	1SFA 619 402 R5023	1x10	0.023
● Blue	15	470	22	CL-502L	1SFA 619 402 R5024	1x10	0.023
○ White	15	²⁾	88	CL-502W	1SFA 619 402 R5025	1x10	0.023
Rated Voltage 48 V, AC/DC							
● Red	15	625	60	CL-504R	1SFA 619 402 R5041	1x10	0.023
● Green	15	520	126	CL-504G	1SFA 619 402 R5042	1x10	0.023
● Yellow	15	590	60	CL-504Y	1SFA 619 402 R5043	1x10	0.023
● Blue	15	470	22	CL-504L	1SFA 619 402 R5044	1x10	0.023
○ White	15	²⁾	88	CL-504W	1SFA 619 402 R5045	1x10	0.023
Rated Voltage 60 V, AC/DC							
● Red	17	625	60	CL-505R	1SFA 619 402 R5051	1x10	0.023
● Green	17	520	126	CL-505G	1SFA 619 402 R5052	1x10	0.023
● Yellow	17	590	60	CL-505Y	1SFA 619 402 R5053	1x10	0.023
● Blue	17	470	22	CL-505L	1SFA 619 402 R5054	1x10	0.023
○ White	17	²⁾	88	CL-505W	1SFA 619 402 R5055	1x10	0.023
Rated Voltage 110-130 V, AC							
● Red	15	625	60	CL-513R	1SFA 619 402 R5131	1x10	0.023
● Green	15	520	126	CL-513G	1SFA 619 402 R5132	1x10	0.023
● Yellow	15	590	60	CL-513Y	1SFA 619 402 R5133	1x10	0.023
● Blue	15	470	22	CL-513L	1SFA 619 402 R5134	1x10	0.023
○ White	15	²⁾	88	CL-513W	1SFA 619 402 R5135	1x10	0.023
Rated Voltage 110-130 V, DC ¹⁾							
● Red	15	625	60	CL-515R	1SFA 619 402 R5151	1x10	0.023
● Green	15	520	126	CL-515G	1SFA 619 402 R5152	1x10	0.023
● Yellow	15	590	60	CL-515Y	1SFA 619 402 R5153	1x10	0.023
● Blue	15	470	22	CL-515L	1SFA 619 402 R5154	1x10	0.023
○ White	15	²⁾	88	CL-515W	1SFA 619 402 R5155	1x10	0.023
Rated Voltage 220 V, DC ¹⁾							
● Red	15	625	60	CL-520R	1SFA 619 402 R5201	1x10	0.023
● Green	15	520	126	CL-520G	1SFA 619 402 R5202	1x10	0.023
● Yellow	15	590	60	CL-520Y	1SFA 619 402 R5203	1x10	0.023
● Blue	15	470	22	CL-520L	1SFA 619 402 R5204	1x10	0.023
○ White	15	²⁾	88	CL-520W	1SFA 619 402 R5205	1x10	0.023

Note: ¹⁾ Care should be taken for DC supply where + and - must be correctly connected. This is marked X1 (+) and X2 (-) on the product.

²⁾ X=0.31, Y=0.32 according to the ICI Chromaticity Diagram.





Pilot Light with integrated LED,
with leakage current protection

Operator: Pilot Light with integrated LED

Description	Rated Current mA	Wave-length nm	Luminance mcd	Type	Order Code	Package Quantity	Weight Kg
Rated Voltage 230 V, AC							
● Red	15	625	60	CL-523R	1SFA 619 402 R5231	1x10	0.023
● Green	15	520	126	CL-523G	1SFA 619 402 R5232	1x10	0.023
● Yellow	15	590	60	CL-523Y	1SFA 619 402 R5233	1x10	0.023
● Blue	15	470	22	CL-523L	1SFA 619 402 R5234	1x10	0.023
○ White	15	²⁾	88	CL-523W	1SFA 619 402 R5235	1x10	0.023
Rated Voltage 380 V, AC							
● Red	16	625	60	CL-530R	1SFA 619 402 R5301	1x10	0.023
● Green	16	520	126	CL-530G	1SFA 619 402 R5302	1x10	0.023
● Yellow	16	590	60	CL-530Y	1SFA 619 402 R5303	1x10	0.023
● Blue	16	470	22	CL-530L	1SFA 619 402 R5304	1x10	0.023
○ White	16	²⁾	88	CL-530W	1SFA 619 402 R5305	1x10	0.023
Rated Voltage 415 V, AC							
● Red	17	625	60	CL-541R	1SFA 619 402 R5411	1x10	0.023
● Green	17	520	126	CL-541G	1SFA 619 402 R5412	1x10	0.023
● Yellow	17	590	60	CL-541Y	1SFA 619 402 R5413	1x10	0.023
● Blue	17	470	22	CL-541L	1SFA 619 402 R5414	1x10	0.023
○ White	17	²⁾	88	CL-541W	1SFA 619 402 R5415	1x10	0.023

Note: ²⁾X=0.31, Y=0.32 according to the ICI Chromaticity Diagram.

Pilot Lights



Pilot Light

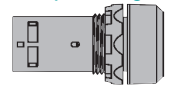
Operator: Pilot Light

Description	Type	Order Code	Package Quantity	Weight Kg
Pilot Light BA 9s base, Bulb not included				
● Red	CL-100R	1SFA 619 402 R1001	1x10	0.018
● Green	CL-100G	1SFA 619 402 R1002	1x10	0.018
● Yellow	CL-100Y	1SFA 619 402 R1003	1x10	0.018
● Blue	CL-100L	1SFA 619 402 R1004	1x10	0.018
○ White	CL-100W	1SFA 619 402 R1005	1x10	0.018
○ Clear	CL-100C	1SFA 619 402 R1008	1x10	0.018



Accessories for Compact Range LED Bulbs

Compact Range



LED Bulbs

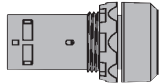
Description	Rated Current mA	Wave-length nm	Lumi-nance mcd	Type	Order Code	Package Quantity	Weight Kg
LED Bulbs							
Rated Voltage 12 V, AC Service Life >50 000 h							
● Red	15	630	250	KA2-2011	1SFA 616 921 R2011	20	0.005
● Green	15	525	1000	KA2-2012	1SFA 616 921 R2012	20	0.005
● Yellow	15	592	250	KA2-2013	1SFA 616 921 R2013	20	0.005
● Blue	15	470	450	KA2-2014	1SFA 616 921 R2014	20	0.005
○ White	15	¹⁾	600	KA2-2015	1SFA 616 921 R2015	20	0.005
Rated Voltage 24 V, (AC)/DC Service Life >50 000 h							
● Red	15	630	250	KA2-2021	1SFA 616 921 R2021	20	0.005
● Green	15	525	800	KA2-2022	1SFA 616 921 R2022	20	0.005
● Yellow	15	592	250	KA2-2023	1SFA 616 921 R2023	20	0.005
● Blue	15	470	400	KA2-2024	1SFA 616 921 R2024	20	0.005
○ White	15	¹⁾	500	KA2-2025	1SFA 616 921 R2025	20	0.005
Rated Voltage 36 V, (AC)/DC Service Life >50 000 h							
● Red	12	630	200	KA2-2031	1SFA 616 921 R2031	20	0.005
● Green	12	525	2000	KA2-2032	1SFA 616 921 R2032	20	0.005
● Yellow	12	592	200	KA2-2033	1SFA 616 921 R2033	20	0.005
● Blue	12	470	750	KA2-2034	1SFA 616 921 R2034	20	0.005
○ White	12	¹⁾	1400	KA2-2035	1SFA 616 921 R2035	20	0.005
Rated Voltage 48 V, (AC)/DC Service Life >50 000 h							
● Red	12	630	200	KA2-2041	1SFA 616 921 R2041	20	0.005
● Green	12	525	1700	KA2-2042	1SFA 616 921 R2042	20	0.005
● Yellow	12	592	240	KA2-2043	1SFA 616 921 R2043	20	0.005
● Blue	12	470	720	KA2-2044	1SFA 616 921 R2044	20	0.005
○ White	12	¹⁾	1200	KA2-2045	1SFA 616 921 R2045	20	0.005
Rated Voltage 60 V, (AC)/DC Service Life >50 000 h							
● Red	10	630	160	KA2-2051	1SFA 616 921 R2051	20	0.005
● Green	10	525	1400	KA2-2052	1SFA 616 921 R2052	20	0.005
● Yellow	10	592	200	KA2-2053	1SFA 616 921 R2053	20	0.005
● Blue	10	470	600	KA2-2054	1SFA 616 921 R2054	20	0.005
○ White	10	¹⁾	1000	KA2-2055	1SFA 616 921 R2055	20	0.005
Rated Voltage 110-130 V, AC Service Life 25 000 h							
● Red	4-6	630	60-100	KA2-2131	1SFA 616 921 R2131	20	0.005
● Green	4-6	525	500-850	KA2-2132	1SFA 616 921 R2132	20	0.005
● Yellow	4-6	592	70-120	KA2-2133	1SFA 616 921 R2133	20	0.005
● Blue	4-6	470	220-350	KA2-2134	1SFA 616 921 R2134	20	0.005
○ White	4-6	¹⁾	350-600	KA2-2135	1SFA 616 921 R2135	20	0.005
Rated Voltage 110-130 V, AC/DC Service Life 25 000 h							
● Red	4-6	630	60	KA2-2141	1SFA 616 921 R2141	20	0.005
● Green	4-6	525	500	KA2-2142	1SFA 616 921 R2142	20	0.005
● Yellow	4-6	592	70	KA2-2143	1SFA 616 921 R2143	20	0.005
● Blue	4-6	470	220	KA2-2144	1SFA 616 921 R2144	20	0.005
○ White	4-6	¹⁾	350	KA2-2145	1SFA 616 921 R2145	20	0.005
Rated Voltage 230 V, AC Service Life 25 000 h							
● Red	4	630	60	KA2-2221	1SFA 616 921 R2221	20	0.005
● Green	4	525	500	KA2-2222	1SFA 616 921 R2222	20	0.005
● Yellow	4	592	70	KA2-2223	1SFA 616 921 R2223	20	0.005
● Blue	4	470	220	KA2-2224	1SFA 616 921 R2224	20	0.005
○ White	4	¹⁾	350	KA2-2225	1SFA 616 921 R2225	20	0.005

Note: Care should be taken for DC supply where + and - must be correctly connected. This is marked X1 (+) and X2 (-) on the product. Choose the same color on the LED as on the lamp cap.

¹⁾ X=0.31, Y=0.32 according to the ICI Chromaticity Diagram.

Accessories for Compact Range LED and Filament Bulbs

Compact Range



LED Bulbs

Description	Rated Current mA	Wave-length nm	Lumi-nance mcd	Type	Order Code	Package Quantity	Weight Kg
LED Bulbs continued							
Rated Voltage 230 V, AC/DC Service Life 25 000 h							
● Red	4	630	60	KA2-2231	1SFA 616 921 R2231	20	0.005
● Green	4	525	500	KA2-2232	1SFA 616 921 R2232	20	0.005
● Yellow	4	592	70	KA2-2233	1SFA 616 921 R2233	20	0.005
● Blue	4	470	220	KA2-2234	1SFA 616 921 R2234	20	0.005
○ White	4	¹⁾	350	KA2-2235	1SFA 616 921 R2235	20	0.005

Note: Care should be taken for DC supply where + and - must be correctly connected. This is marked X1 (+) and X2 (-) on the product. Choose the same color on the LED as on the lamp cap.

¹⁾X=0.31, Y=0.32 according to the ICI Chromaticity Diagram.



Filament Bulb

Rated Voltage V	Rated Current mA	Rated Output W	Service Life h	Lumi-nance mcd	Type	Order Code	Package Quantity	Weight Kg
Filament Bulbs BA 9s base								
6	200	1.2	10 000	350	-	5911 086-11	20	0.002
12	100	1.2	10 000	230	-	5911 086-12	20	0.002
24	50	1.2	10 000	280	-	5911 086-13	20	0.002
30	40	1.2	10 000	250	-	5911 086-4	20	0.002
48	42	2	6 000	500	-	5911 086-5	20	0.002
60	20	1.2	5 000	190	-	5911 086-14	20	0.002
110	18	2	7 500	250	-	5911 086-7	20	0.002
130	15	2	7 500	120	-	5911 086-15	20	0.002

Note: Type of current: AC/DC. A Lamp Changing Tool is required for changing Bulb.

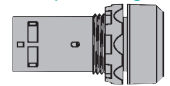


Lamp Changing Tool

Lamp Changing Tool							
For LED and Filament Bulbs				KA1-8072	1SFA 616 920 R8072	1	0.002

Accessories for Compact Range

Compact Range



DIN-rail Adaptor with Pushbutton



Lamp Changing Tool



Mounting Tool



Mounting Tool for Power Tool



Protective Cover



Bezels



Square Bezels



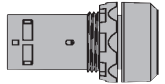
Blanking Plugs



Adaptor



Description	Type	Order Code	Package Quantity	Weight Kg
DIN-rail Adaptor				
DIN-rail Adaptor	CA1-8080	1SFA 619 920 R8080	1x10	0.028
Dummy Block	MDB-2	1SFA 611 630 R1002	10	0.003
Note: Two Dummy blocks are included with the DIN-rail Adaptor to make it possible to mount any Compact Device				
Lamp Changing Tool				
For LED Bulbs and for bulbs	KA1-8072	1SFA 616 920 R8072	1	0.002
Mounting Tool				
Used for tightening the Locking Nut	MA1-8015	1SFA 611 920 R8015	1	0.021
Mounting Tool for Power Tool	MA1-8149	1SFA 611 920 R8149	1	0.155
Membrane				
Flush Button	KA1-8052	1SFA 616 920 R8052	10	0.002
Extended Button	KA1-8002	1SFA 616 920 R8002	10	0.002
Note: Made of transparent, heat and cold resistant silicon rubber. Does not harden at low temperature. Remove the gasket when using membrane.				
Protective Ring				
Protective Ring	-	SK 615 512-1	10	0.002
Note: For flush and Extended Pushbutton to prevent inadvertent operation. Cannot be used together with Legend Plate Holder.				
Protective Cover				
Protective cover	KA1-8010	1SFA 616 920 R8010	10	0.008
Note: For Flush Pushbutton. To prevent accidental operation. Cannot be used together with Legend Plate Holder.				
Button				
Grey, flush	KA1-8087	1SFA 616 920 R8087	10	0.001
Grey, extended	KA1-8097	1SFA 616 920 R8097	10	0.001
Bezel				
For Pushbutton				
Black	KA1-8022	1SFA 616 920 R8022	10	0.002
Metal	KA1-8021	1SFA 616 920 R8021	10	0.015
For Selector Switch				
Black	CA1-8077	1SFA 619 920 R8077	10	0.001
Metal	CA1-8078	1SFA 619 920 R8078	10	0.010
Square Bezel				
Black, plastic	-	SK 616 016-2	10	0.001
Grey, plastic	MA1-8124	1SFA 611 920 R8124	10	0.001
Light Diffusing Lens				
Light Diffusing Lens	KA1-8005	1SFA 616 920 R8005	10	0.001
Note: To improve illumination. Cannot be used with text cap. The lens is used instead of text cap				
Blanking Plug				
Light Grey	MA1-8136	1SFA 611 920 R8136	10	0.005
Grey	MA1-8129	1SFA 611 920 R8129	10	0.005
Black	MA1-8130	1SFA 611 920 R8130	10	0.005
Adaptors 30 mm				
Black Plastic	KA1-8029	1SFA 616 920 R8029	1	0.010
Metal	KA1-8030	1SFA 616 920 R8030	1	0.035
Note: For use when fitting the 22 mm Pilot Devices in 30 mm mounting holes (1.5 - 4 mm panels). For use with Pushbuttons, Selector Switches, Emergency Stop Pushbutton and Pilot Lights.				
Adaptors				
For flush mounted Pushbutton	KA1-8073	1SFA 616 920 R8073	1	0.050
For flush mounted Selector Switches	CA1-8075	1SFA 619 920 R8075	1	0.046
Extra key				
Key code 71=Ronis 455	SK 616 021-71	-	10	0.007



Standards and Approvals	
IEC / EN 60947-1	Low-Voltage Switchgear and Controlgear - Part 1: General rules
IEC / EN 60947-5-1	Low-Voltage Switchgear and Controlgear - Part 5-1: Control circuit devices and switching elements - Electro-mechanical control circuit devices
IEC / EN 60947-5-5	Low-Voltage Switchgear and Controlgear - Part 5-5: Control circuit devices and switching elements - Electrical Emergency Stop device with mechanical latching function
IEC / EN 60073	Basic and safety principles for man-machine interface, marking and identification - Coding principles for indicators and actuators
IEC / EN 60529	Degrees of Protection provided by enclosures (IP Code)
EN 50013	Low-Voltage Switchgear and Controlgear for industrial use - Terminal Marking and distinctive number for particular control switches
DIN 40050-9	Road vehicles; Degrees of Protection (IP-code); protection against foreign objects; water and contact; electrical equipment
UL 508	Industrial Control Equipment
CSA C22.2 No 14	Industrial Control Equipment

Environmental Data		
Degrees of Protection		
Pilot device:	IEC/EN DIN	UL/CSA
Pushbuttons	IP66, IP67 and IP69K	Type 1, 3R, 4, 4X, 12, 13
Selector Switches	IP66, IP67 and IP69K	Type 1, 3R, 4, 4X, 12, 13
Pilot Lights	IP66, IP67 and IP69K	Type 1, 3R, 4, 4X, 12, 13
Emergency Stops	IP66, IP67 and IP69K	Type 1, 3R, 4, 4X, 12, 13
Terminals	IP20	
Temperature		
Ambient temperature during operation		-25 to +70 °C
Storage temperature		-40 to +85 °C

Technical Data	
Cable Connections	
Operator	Cable Terminal
Pushbutton	Plus-minus Pozidriv No. 2
Selector Switch	Connectable area:
Emergency Stop	min. 1 x 0.5 mm ² / 1 x AWG22 max. 2 x 1.5 mm ² / 2 x AWG14
Pilot Light	Connectable area: min. 1 x 0.5 mm ² / 1 x AWG20 max. 2 x 2.5 mm ² / 2 x AWG14

Tightening Torque	
Operators Locking Nut	Min. 2 Nm / Max. 2.3 Nm
Cable Terminals M3	0.8 Nm
Cable Terminals M3.5	0.9 Nm

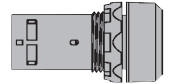
Short Circuit Protection	
Max. fuse at 1 kA	gG 10A

Mechanical Life	
Pushbuttons, Selector Switches	500 000 operations
Emergency Stop Pushbutton	50 000 operations

Material	
No ozone depleting substances in the products. All front of panel plastic components are made of polycarbonate	
PC Polycarbonate	High impact strength, good outdoor resistance. Chemical resistance (see table below)
PSU Polysulphone	Can withstand high temperatures, acids, basic solutions, alkaline compounds, oils, alcohols.
PA Polyamide	Can withstand high temperatures, aliphatic, aromatic and chlorinated hydrocarbons, esters, ketone-aldehydes, alcohols and basic solutions.
PBT	Can withstand high temperature, aliphatic and aromatic hydrocarbons, acids, basic solutions, alcohols, grease and oils
Zinc	Good corrosion resistance in inland-, sea and industrial atmosphere.
Light-alloy	Good corrosion resistance in inland-, sea and industrial atmosphere.

Chemical Resistance for Polycarbonate	
Chemical Class	Effects
Acids	No significant effect under most typical conditions of concentration and temperature
Alcohols and Alkalis	Generally compatible at low concentration and room temperature. Higher concentrations and elevated temperatures can result in etching and attack evidenced by decomposition.
Aliphatic Hydrocarbons	Generally compatible
Amines	Surface crystallization and chemical attack. Avoid.
Aromatic Hydrocarbons	Partial solvents and severe stress cracking agents (i.e., xylene, toluene). Avoid.
Detergents and Cleaners	Mild soap solutions are generally compatible. Strong alkaline materials should be avoided.
Esters	Cause severe crystallization. Partial solvents. Avoid.
Greases and Oils	Pure petroleum types generally compatible. Many additives used with them are not.
Halogenated Hydrocarbons	Solvents. Avoid.
Ketones	Cause severe crystallization and stress cracking. Partial solvents. Avoid.
Silicone Oil and Greases	Generally compatible up to 85 °C.

Please note that specified degree of protection is for operator mounted on panel. If other items are mounted in between, please make sure that they are correctly sealed.



Electrical Data			
Contacts			
Ratings as per IEC 60947-5-1			
Rated Insulation Voltage, U_i		300 V	
Rated Thermal Current, I_{th}		5 A	
Rated Operational Current, I_o Utilization category AC-15	at: 240 V	1 A	
Rated Operational Current, I_o Utilization category DC-13,	at: 24 V at: 125 V	0.3 A 0.2 A	
Ratings as per UL, CSA, NEMA		C300 AC	R300 DC
Rated Insulation Voltage		250 V	250 V
Rated Thermal Current		2.5 A	1 A
Rated Operational Current	at: 120 V at: 125 V at: 240 V at: 250 V	1.5 A 0.75 A	0.22 A 0.11 A
Short Circuit Protection			
Max. fuse at 1 kA		gG 10A	
Minimum Switching Capacity			
5 V DC		1 mA	
Make-and-break Contacts			
Pushbutton		Emergency Stop Pushbutton	
■ = Closed contact		■ = Closed contact	

LED Bulbs	
Service Life for LED Bulbs means number of service hours until the brightness has been reduced down 50 %. Service Life 50 000 h	
Color of white LED	x=0.31 Y=0.32 means the position of color in the ICI Chromaticity Diagram
Voltage Tolerance on LED Bulbs	-30 to +10 % Voltage is acceptable without affecting the Service Life
Voltage Peaks on LED Bulbs	Voltage peaks up to 1000 V Current peaks up to 500 mA during a few msec
Glowing Light	All integrated LED Bulbs have a function built in to cut leakage currents

Enclosures and Assembled Stations



Large Plastic Enclosure (Modular & Compact)

This enclosure can fit both Modular and Compact Operators with the unique possibility to mount up to 5 Contact Blocks assigned to one Operator.

Protection Degree:

IP 66

UL/NEMA Type 1, 3R, 4, 4X, 12, 13

Compact Plastic Enclosure

The Compact enclosure is one of the smallest on the market intended for compact operators.

Protection Degree:

IP 66, 67, 69K

UL/NEMA Type 1, 3R, 4, 4X, 12, 13

Metallic Enclosure

Our Metallic line is made in addition to our plastic lines when plastic is not accepted. Featuring a high Protection Degree and large installation space.

Protection Degree:

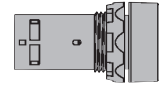
IP 66, 67, 69K

Assembled Stations

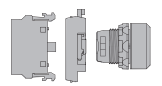
We can also offer some of the most common Assembled Stations as a standard with combination from both Modular and Compact Range.

Plastic Enclosures for Modular & Compact Range

Compact Range



Modular Range

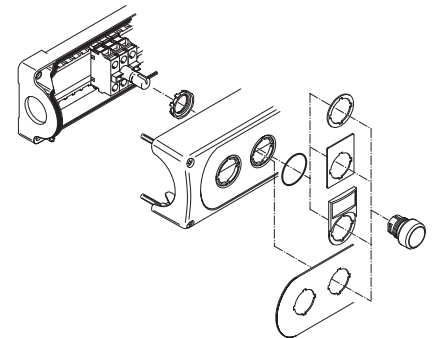


Empty enclosures
1-seat - 6-seat

Description	Type	Order Code	Package Quantity	Weight Kg	
Empty plastic enclosures with stainless steel screws					
1-seat	■ □ Dark grey/Light grey	MEP1-0	1SFA 611 811 R1000	10	0.15
1-seat	■ □ Yellow/Light grey	MEPY1-0	1SFA 611 821 R1000	10	0.15
2-seat	■ □ Dark grey/Light grey	MEP2-0	1SFA 611 812 R1000	10	0.17
3-seat	■ □ Dark grey/Light grey	MEP3-0	1SFA 611 813 R1000	10	0.20
4-seat	■ □ Dark grey/Light grey	MEP4-0	1SFA 611 814 R1000	10	0.23
6-seat	■ □ Dark grey/Light grey	MEP6-0	1SFA 611 816 R1000	10	0.30

When ordering

- Select Operators
- Note: Select Contact Blocks and Lamp Blocks for rear mounting
- Accessories
N.B. One spacer per operator has to be ordered if Legend Plate is not used. (for rear mounted Pilot Devices)
- Holes for Cable Glands
1-seat to 3-seat enclosures: M20 and Pg 13.5/Pg16 and (M20)
4-seat and 6-seat enclosures: M25/Pg 16 and (M20)



UL-listed Applications: For end of line use only.

Enclosures for Compact Range



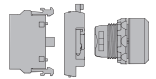
1-seat Plastic Enclosure for Emer-
gency Stop Pushbutton (yellow)
and Machine Stops (Grey)

Description	Type	Order Code	Package Quantity	Weight Kg
Enclosure for emergency stop pushbutton				
■ □ Yellow/Light grey	CEPY1-0	1SFA 619 821 R1000	1	0.072
Shroud				
■ Yellow	CA1-8053	1SFA 619 920 R8053	1	0.016
Enclosure for machine stop pushbutton				
■ □ Dark grey/Light grey	CEP1-0	1SFA 619 811 R1000	1	0.072
Shroud				
■ Grey	CA1-8054	1SFA 619 920 R8054	1	0.016

Assembled Stations - see page 65.

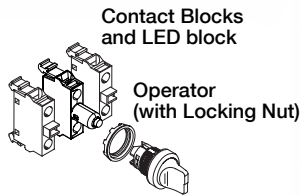
Two Position Selector Switches for Vertically Mounted Enclosures

Modular Range



How to order:

- Alt.1** • Operator
+ Contact Blocks for rear mounting
- Alt.2** • Operator
+ Contact Blocks and Lamp Block for rear mounting



Bezel - How to order

Black Plastic - Standard
Chrome Metal - Replace '1' with '3' in Type and Order Codes



Bezel Options	Type	Order Code
Black Plastic	M2SSVX-1XX	1SFA61122X R1X0X
Chrome Metal	M2SSVX-3XX	1SFA61122X R3X0X



Two-position Selector Switch non-illuminated



Two-position Selector Switch illuminated

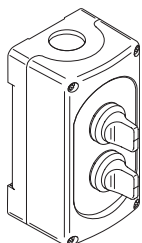
Operator: Two-position Selector Switch

Description	Type	Order Code	Package Quantity	Weight Kg	
Short Handle, non-illuminated					
Maintained					
	● Red	M2SSV1-10R	1SFA 611 220 R1001	1x10	0.015
	● Black	M2SSV1-10B	1SFA 611 220 R1006	1x10	0.015
Maintained					
	● Red	M2SSV2-10R	1SFA 611 221 R1001	1x10	0.015
	● Black	M2SSV2-10B	1SFA 611 221 R1006	1x10	0.015
Momentary, spring return from C to B					
	● Red	M2SSV3-10R	1SFA 611 222 R1001	1x10	0.015
	● Black	M2SSV3-10B	1SFA 611 222 R1006	1x10	0.015
Short Handle, illuminated					
Maintained					
	● Red	M2SSV1-11R	1SFA 611 220 R1101	1x10	0.015
	● Green	M2SSV1-11G	1SFA 611 220 R1102	1x10	0.015
	● Yellow	M2SSV1-11Y	1SFA 611 220 R1103	1x10	0.015
Maintained					
	● Red	M2SSV2-11R	1SFA 611 221 R1101	1x10	0.015
	● Green	M2SSV2-11G	1SFA 611 221 R1102	1x10	0.015
	● Yellow	M2SSV2-11Y	1SFA 611 221 R1103	1x10	0.015
Momentary, spring return from C to B					
	● Red	M2SSV3-11R	1SFA 611 222 R1101	1x10	0.015
	● Green	M2SSV3-11G	1SFA 611 222 R1102	1x10	0.015
	● Yellow	M2SSV3-11Y	1SFA 611 222 R1103	1x10	0.015

Contacts actuated

Handle position	Left block		Right block	
	B	C	A	C
	<input type="checkbox"/>	<input type="checkbox"/>	<input type="checkbox"/>	<input type="checkbox"/>
	<input type="checkbox"/>	<input type="checkbox"/>	<input type="checkbox"/>	<input type="checkbox"/>
	<input type="checkbox"/>	<input type="checkbox"/>	<input checked="" type="checkbox"/>	<input checked="" type="checkbox"/>

Not actuated
 Actuated



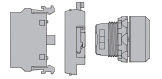
Enclosure with Selector Switches



Contact Blocks and Holder see the fold-out page at the end of the catalog

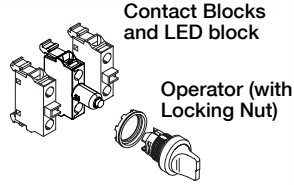
Three Position Selector Switches for Vertically Mounted Enclosures

Modular Range



How to order:

- Alt.1** • Operator
+ Contact Blocks for rear mounting
- Alt.2** • Operator
+ Contact Blocks and Lamp Block for rear mounting



Bezel - How to order

Black Plastic - Standard
Chrome Metal - Replace '1' with '3' in Type and Order Codes



Bezel Options	Type	Order Code
Black Plastic	M3SSVX-1XX	1SFA61123X R1X0X
Chrome Metal	M3SSVX-3XX	1SFA61123X R3X0X


















Three-position Selector Switch non-illuminated






Three-position Selector Switch illuminated

Operator: Three-position Selector Switch

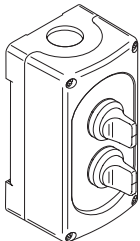
Description	Type	Order Code	Package Quantity	Weight Kg
Short Handle, non-illuminated				
Maintained				
 ● Red	M3SSV1-10R	1SFA 611 230 R1001	1x10	0.015
 ● Black	M3SSV1-10B	1SFA 611 230 R1006	1x10	0.015
Momentary, spring return from A to B and from C to B				
 ● Red	M3SSV2-10R	1SFA 611 231 R1001	1x10	0.015
 ● Black	M3SSV2-10B	1SFA 611 231 R1006	1x10	0.015
Momentary, spring return from C to B				
 ● Red	M3SSV3-10R	1SFA 611 232 R1001	1x10	0.015
 ● Black	M3SSV3-10B	1SFA 611 232 R1006	1x10	0.015
Short Handle, illuminated				
Maintained				
 ● Red	M3SSV1-11R	1SFA 611 230 R1101	1x10	0.015
 ● Green	M3SSV1-11G	1SFA 611 230 R1102	1x10	0.015
 ● Yellow	M3SSV1-11Y	1SFA 611 230 R1103	1x10	0.015
Momentary, spring return from A to B and from C to B				
 ● Red	M3SSV2-11R	1SFA 611 231 R1101	1x10	0.015
 ● Green	M3SSV2-11G	1SFA 611 231 R1102	1x10	0.015
 ● Yellow	M3SSV2-11Y	1SFA 611 231 R1103	1x10	0.015
Momentary, spring return from C to B				
 ● Red	M3SSV3-11R	1SFA 611 232 R1101	1x10	0.015
 ● Green	M3SSV3-11G	1SFA 611 232 R1102	1x10	0.015
 ● Yellow	M3SSV3-11Y	1SFA 611 232 R1103	1x10	0.015

Note: No contact in centre position. Lamp Block for max 230 V AC/DC. Bulb not included. Other Lamp Block see accessories

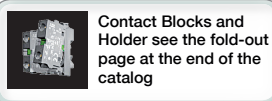
Contacts actuated

Handle position	Left block	Right block
 A	<input type="checkbox"/>	<input type="checkbox"/>
 B	<input type="checkbox"/>	<input type="checkbox"/>
 C	<input type="checkbox"/>	<input type="checkbox"/>

Not actuated
 Actuated



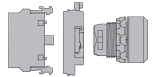
Enclosure with Selector Switches



Contact Blocks and Holder see the fold-out page at the end of the catalog

LED Blocks for rear mounting

Modular Range



LED Block with built in leakage current protection

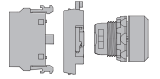
Description	Rated Current mA	Wave-length nm	Lumi-nance mcd	Type	Order Code	Package Quantity	Weight Kg
LED Blocks							
Rated Voltage 12 V, DC ¹⁾							
● Red	12.0	620	320	MLBL-00BR	1SFA 611 621 R2001	10	0.012
● Green	9.3	520	1500	MLBL-00BG	1SFA 611 621 R2002	10	0.012
● Yellow	12.0	588	380	MLBL-00BY	1SFA 611 621 R2003	10	0.012
● Blue	9.5	468	450	MLBL-00BL	1SFA 611 621 R2004	10	0.012
○ White	9.3	²⁾	600	MLBL-00BW	1SFA 611 621 R2005	10	0.012
Rated Voltage 24 V, AC/DC ¹⁾							
● Red	9.9	620	250	MLBL-01BR	1SFA 611 621 R2011	10	0.012
● Green	9.2	520	1500	MLBL-01BG	1SFA 611 621 R2012	10	0.012
● Yellow	9.9	588	250	MLBL-01BY	1SFA 611 621 R2013	10	0.012
● Blue	9.3	468	450	MLBL-01BL	1SFA 611 621 R2014	10	0.012
○ White	9.2	²⁾	600	MLBL-01BW	1SFA 611 621 R2015	10	0.012
Rated Voltage 48 V, AC/DC ¹⁾							
● Red	10.0	620	260	MLBL-02BR	1SFA 611 621 R2021	10	0.012
● Green	9.7	520	1500	MLBL-02BG	1SFA 611 621 R2022	10	0.012
● Yellow	10.0	588	300	MLBL-02BY	1SFA 611 621 R2023	10	0.012
● Blue	9.7	468	450	MLBL-02BL	1SFA 611 621 R2024	10	0.012
○ White	9.7	²⁾	600	MLBL-02BW	1SFA 611 621 R2025	10	0.012
Rated Voltage 60 V, AC/DC ¹⁾							
● Red	13.0	620	350	MLBL-03BR	1SFA 611 621 R2031	10	0.012
● Green	12.7	520	2000	MLBL-03BG	1SFA 611 621 R2032	10	0.012
● Yellow	13.0	588	400	MLBL-03BY	1SFA 611 621 R2033	10	0.012
● Blue	12.7	468	550	MLBL-03BL	1SFA 611 621 R2034	10	0.012
○ White	12.7	²⁾	750	MLBL-03BW	1SFA 611 621 R2035	10	0.012
Rated Voltage 110-130 V, AC							
● Red	8.6	620	200	MLBL-04BR	1SFA 611 621 R2041	10	0.012
● Green	8.5	520	1200	MLBL-04BG	1SFA 611 621 R2042	10	0.012
● Yellow	8.6	588	250	MLBL-04BY	1SFA 611 621 R2043	10	0.012
● Blue	7.0	468	400	MLBL-04BL	1SFA 611 621 R2044	10	0.012
○ White	7.0	²⁾	500	MLBL-04BW	1SFA 611 621 R2045	10	0.012
Rated Voltage 110-130 V, DC ¹⁾							
● Red	9.9	620	250	MLBL-05BR	1SFA 611 621 R2051	10	0.012
● Green	9.8	520	1500	MLBL-05BG	1SFA 611 621 R2052	10	0.012
● Yellow	9.9	588	300	MLBL-05BY	1SFA 611 621 R2053	10	0.012
● Blue	9.8	468	450	MLBL-05BL	1SFA 611 621 R2054	10	0.012
○ White	9.8	²⁾	600	MLBL-05BW	1SFA 611 621 R2055	10	0.012
Rated Voltage 220 V, DC ¹⁾							
● Red	8.0	620	180	MLBL-06BR	1SFA 611 621 R2061	10	0.012
● Green	8.0	520	110	MLBL-06BG	1SFA 611 621 R2062	10	0.012
● Yellow	8.0	588	200	MLBL-06BY	1SFA 611 621 R2063	10	0.012
● Blue	8.0	468	450	MLBL-06BL	1SFA 611 621 R2064	10	0.012
○ White	8.0	²⁾	600	MLBL-06BW	1SFA 611 621 R2065	10	0.012
Rated Voltage 230 V, AC							
● Red	9.5	620	250	MLBL-07BR	1SFA 611 621 R2071	10	0.012
● Green	9.4	520	1500	MLBL-07BG	1SFA 611 621 R2072	10	0.012
● Yellow	9.5	588	300	MLBL-07BY	1SFA 611 621 R2073	10	0.012
● Blue	8.2	468	450	MLBL-07BL	1SFA 611 621 R2074	10	0.012
○ White	8.2	²⁾	600	MLBL-07BW	1SFA 611 621 R2075	10	0.012

Note: ¹⁾ Care should be taken for DC supply where + and - must be correctly connected. This is marked X1 (+) and X2 (-) on the product.

²⁾ X=0.31, Y=0.32 according to the ICI Chromaticity Diagram.

LED Blocks for rear mounting

Modular Range




LED Block with built in leakage current protection

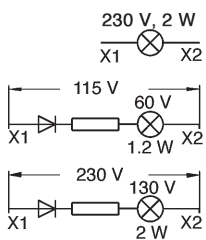
Description	Rated Current mA	Wave-length nm	Lumi-nance mcd	Type	Order Code	Package Quantity	Weight Kg
Cont. LED Blocks							
Rated Voltage 380 V, AC							
● Red	10.2	620	250	MLBL-08BR	1SFA 611 621 R2081	10	0.012
● Green	10.2	520	1500	MLBL-08BG	1SFA 611 621 R2082	10	0.012
● Yellow	10.2	582	300	MLBL-08BY	1SFA 611 621 R2083	10	0.012
● Blue	9.1	468	450	MLBL-08BL	1SFA 611 621 R2084	10	0.012
○ White	9.1	²⁾	600	MLBL-08BW	1SFA 611 621 R2085	10	0.012
Rated Voltage 415 V, AC							
● Red	11.2	620	280	MLBL-09BR	1SFA 611 621 R2091	10	0.012
● Green	11.2	520	1800	MLBL-09BG	1SFA 611 621 R2092	10	0.012
● Yellow	11.2	588	350	MLBL-09BY	1SFA 611 621 R2093	10	0.012
● Blue	9.9	468	500	MLBL-09BL	1SFA 611 621 R2094	10	0.012
○ White	9.9	²⁾	650	MLBL-09BW	1SFA 611 621 R2095	10	0.012

²⁾ X=0.31, Y=0.32 according to the ICI Chromaticity Diagram.

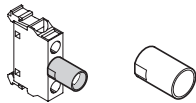
Accessories For Plastic Enclosures



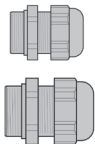
Contact Block Double Contact Block



Lamp Blocks



Protective Sleeve



Cable Gland



Sealing Ring



Blanking Plugs

Description	Type	Order Code	Package Quantity	Weight Kg
Contact Block for rear mounting				
1NO	MCB-10B	1SFA 611 610 R2001	10	0.013
1NC	MCB-01B	1SFA 611 610 R2010	10	0.013
Double Contact Block				
2NO	MCB-20B	1SFA 611 610 R2002	10	0.026
2NC	MCB-02B	1SFA 611 610 R2020	10	0.026
1NO+1NC	MCB-11B	1SFA 611 610 R2011	10	0.026
Contact Block with gold plated contacts				
1NO	MCB-10BG	1SFA 611 610 R2101	10	0.013
1NC	MCB-01BG	1SFA 611 610 R2110	10	0.013
Lamp Block for rear mounting				
For max. 2 W, 230 V AC and DC Filament Bulb or LED	MLB-1B	1SFA 611 620 R2001	10	0.015
115 V AC supply voltage. For 60 V Filament Bulb 1.2 W	MLB-2B	1SFA 611 620 R2002	10	0.017
230 V AC supply voltage. For 130 V Filament Bulb 2 W	MLB-3B	1SFA 611 620 R2003	10	0.020
Protective Sleeve				
Protective Sleeve	-	5396 0543-1	10	0.002
Note: To make a rear mounted Lamp Block screen protected. IP20 (Not together with illuminated Selector Switch)				
Cable Gland				
Grey plastic. threaded outer sleeve Sealing Ring included.				
M25	MA5-3001	1SFA 611 925 R3001	10	0.015
M20	MA5-3002	1SFA 611 925 R3002	10	0.015
PG 13.5	MA5-3006	1SFA 611 925 R3006	10	0.010
PG 16	MA5-3007	1SFA 611 925 R3007	10	0.015
Nut				
Grey plastic. For Cable Gland above.				
M25	MA5-3003	1SFA 611 925 R3003	10	0.005
M20	MA5-3004	1SFA 611 925 R3004	10	0.005
PG 13.5	MA5-3008	1SFA 611 925 R3008	10	0.001
PG 16	MA5-3009	1SFA 611 925 R3009	10	0.001
Earthing Terminal				
For Plastic Enclosure.	MA5-3005	1SFA 611 925 R3005	10	0.005
Sealing Ring				
For Plastic Enclosure.	MA1-8150	1SFA 611 920 H8150	100	0.001
Spacer				
1 mm thick. Needed when Legend Plates are not used in Plastic Enclosures.				
Spacer	-	SK 615 516-1	10	0.002
Spacer for Modular Emergency Stop Pushbutton	KA1-8045	1SFA 616 920 R 8045	10	0.004
Blanking Plug				
Grey	MA1-8129	1SFA 611 920 R8129	10	0.005
Black	MA1-8130	1SFA 611 920 R8130	10	0.005
Light Grey	MA1-8136	1SFA 611 920 R8136	10	0.005
Adaptor				
PG 16/M20	MA5-3010	1SFA 611 925 R3010	10	0.010

Metallic Enclosures and Accessories

degree of protection IP66, IP67 and IP69K



Empty Metallic Enclosures

Description	Type	Order Code	Package Quantity	Weight Kg
Empty Metallic Enclosures for front mounted Pilot Devices				
1-seat <input type="checkbox"/> Grey	KEM1-0	SK 616 701-AA	1	0.40
2-seat <input type="checkbox"/> Grey	KEM2-0	SK 616 702-AA	1	0.70
3-seat <input type="checkbox"/> Grey	KEM3-0	SK 616 703-AA	1	0.80
4-seat <input type="checkbox"/> Grey	KEM4-0	SK 616 704-AA	1	1.20
6-seat <input type="checkbox"/> Grey	KEM6-0	SK 616 706-AA	1	1.40

Blanking plates not included

Accessories for Metallic Enclosures

Cable Gland. Metal. Threaded outer sleeve.

Pr	Pg	diameter, mm			
22.5	16	8.5 - 11.5	-	SK 170 7685	1 0.040
22.5	16	10.5 - 13.5	-	SK 170 7686	1 0.045
22.5	16	12.5 - 15.0	-	SK 170 7687	1 0.050

Hexagon Nut

Metal, Pr 22.5, Pg 16	-	SK 175 0152	1	0.010
-----------------------	---	-------------	---	-------

Blanking Plates without holes. Metal. Black For 4- and 6-seat enclosures. Note: Gasket not included

For flange opening	Suitable flange gasket Order Code			
FL 13	SK 170 4536	-	SK 172 105-AA	1 0.010

Blanking Plates with holes. Metal. Black for 4- and 6-seat enclosures. Note: Gasket not included

For flange opening	Suitable flange gasket			
Two holes	Pr 22.5 (Pg 16). Hole centre distance 50 mm	-	SK 172 105-AD	1 0.110
FL 13	SK 170 4536			
Three holes	Pr 22.5 (Pg 16). Hole centre distance 38 mm	-	SK 172 105-AE	1 0.110
FL 13	SK 170 4536			
Four holes	Pr 22.5 (Pg 16). Hole centre distance 30 mm	-	SK 172 105-AF	1 0.110
FL 13	SK 170 4536			

Flange Gasket


FL 13	-	SK 170 4536	1	0.005
-------	---	-------------	---	-------

Blanking Plug. Applicable to cover a 22 mm-hole in an enclosure instead of an operator. Gasket and nut included

Grey	MA1-8129	1SFA 611 920 R8129	10	0.005
Black	MA1-8130	1SFA 611 920 R8130	10	0.005
Light grey	MA1-8136	1SFA 611 920 R8136	10	0.005

Sealing Plug Black Plastic

Pr 22.5 Pg 16	-	SK 175 919-3	10	0.010
---------------	---	--------------	----	-------



Cable Gland



Hexagon Nut



Blanking Plate



Blanking Plugs

Assembled Stations



Emergency Stop Enclosure



Emergency Stop Enclosure with Shroud



2-seat Plastic Enclosure

Description		Type	Order Code	Package Quantity	Weight Kg
1-seat Plastic Enclosures					
Emergency Stop Pushbutton, 40 mm. Twist release. No Legend Plate. Yellow top / light grey bottom					
● Red	2 NC	MEPY1-1005	1SFA 611 821 R1005	1	0.234
● Red	1 NO + 2 NC	MEPY1-1024	1SFA 611 821 R1024	1	0.250
1-seat Plastic Enclosures					
Emergency Stop Pushbutton, 40 mm. Twist release. Legend Plate: "Emergency Stop" Yellow top/light grey bottom					
● Red	2 NC	MEPY1-1026	1SFA 611 821 R1026	1	-
1-seat Plastic Enclosure					
■ □ Yellow/Light grey	Twist release. Red button 2 NC	CEPY1-1001	1SFA 619 821 R1001	1	0.108
■ □ Yellow/Light grey	Pull release. Red button 2 NC	CEPY1-1002	1SFA 619 821 R1002	1	0.108
■ □ Yellow/Light grey	Key release. Red button 1NC + 1NO	CEPY1-1006	1SFA 619 821 R1006	1	0.105
1-seat Plastic Enclosure with Shroud					
■ □ Yellow/Light grey	Twist release. Red button 2 NC	CEPY1-2001	1SFA 619 821 R2002	1	0.124
■ □ Yellow/Light grey	Pull release. Red button 2 NC	CEPY1-2002	1SFA 619 821 R2001	1	0.124
1-seat Plastic Enclosure with Black Mushroom Pushbutton					
■ □ Dark grey/Light grey	Twist release. Black button 1 NO + 1 NC	CEP1-1001	1SFA 619 811 R1001	1	0.108
■ □ Dark grey/Light grey	Pull release. Black button 1 NO + 1 NC	CEP1-1002	1SFA 619 811 R1002	1	0.108
1-seat Plastic Enclosure with Black Mushroom Pushbutton and Shroud					
■ □ Dark grey/Light grey	Twist release. Black button 1 NO + 1 NC	CEP1-2001	1SFA 619 811 R2001	1	0.124
■ □ Dark grey/Light grey	Pull release. Black button 1 NO + 1 NC	CEP1-2002	1SFA 619 811 R2002	1	0.124
2-seat Plastic Enclosure					
Dark grey top / light grey bottom Two Flush Pushbuttons. Momentary. Left Right					
● Red	● Green	MEP2-1001	1SFA 611 812 R1001	1	0.220
1 NC	1 NO				
O	I				

Legend Plates



ABB offers a wide range of alternatives to label our products. It's also possible in a large number of markets to get these engraved from factory with our L-Mark system - <http://bol.services.it.abb.com/pilot-devices>.


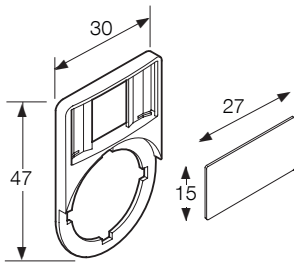
Products:

- Legend Plates for Emergency Stops.
- Inserts and Holders.
- Fixed Legend Plates in aluminum.
- Text Caps.
- Legend Plates for Enclosures.

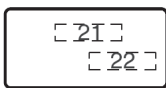
Legend Plate Holder with Inserts



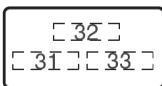
Legend Plate Holders



Insert



Insert for two-pos.
Selector Switch



Insert for three-pos.
Selector Switch

Description	Type	Order Code	Package Quantity	Weight Kg
Legend Plate Holders with Inserts				
- Holder of Black Plastic - Insert of brushed Aluminum look on Black Plastic.				
Legend Plate Holder				
Black	KA1-8120	1SFA 616 920 R8120	10	0.002

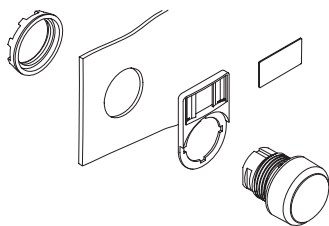
Inserts				
Without text or symbol	KA1-8121	1SFA 616 920 R8121	10	0.001
Inserts with text/symbol engraved with L-Mark				
O	MA6-1032	1SFA 611 930 R1032	10	0.001
I	MA6-1033	1SFA 611 930 R1033	10	0.001
→	MA6-1034	1SFA 611 930 R1034	10	0.001
→→	MA6-1035	1SFA 611 930 R1035	10	0.001
Close	MA6-1036	1SFA 611 930 R1036	10	0.001
Open	MA6-1037	1SFA 611 930 R1037	10	0.001
On	MA6-1038	1SFA 611 930 R1038	10	0.001
Off	MA6-1039	1SFA 611 930 R1039	10	0.001
Fast	MA6-1040	1SFA 611 930 R1040	10	0.001
Slow	MA6-1041	1SFA 611 930 R1041	10	0.001
Down	MA6-1042	1SFA 611 930 R1042	10	0.001
Up	MA6-1043	1SFA 611 930 R1043	10	0.001
Start	MA6-1044	1SFA 611 930 R1044	10	0.001
Stop	MA6-1045	1SFA 611 930 R1045	10	0.001

Inserts for two-position Selector Switches					
With text or symbol: Pos. 21 Pos. 22					
O	I	MA6-1070	1SFA 611 930 R1070	10	0.001
I	II	MA6-1071	1SFA 611 930 R1071	10	0.001
→	→→	MA6-1072	1SFA 611 930 R1072	10	0.001
Off	On	MA6-1073	1SFA 611 930 R1073	10	0.001
Stop	Start	MA6-1074	1SFA 611 930 R1074	10	0.001
Low	High	MA6-1075	1SFA 611 930 R1075	10	0.001
Slow	Fast	MA6-1076	1SFA 611 930 R1076	10	0.001
Close	Open	MA6-1077	1SFA 611 930 R1077	10	0.001
Jog	Run	MA6-1078	1SFA 611 930 R1078	10	0.001
Hand	Auto	MA6-1079	1SFA 611 930 R1079	10	0.001

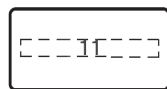
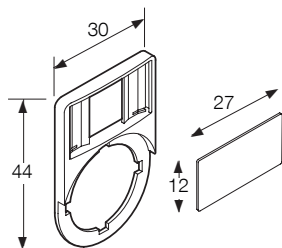
Inserts for three-position Selector Switches						
With text or symbol Pos. 31 Pos. 32 Pos. 33						
←	O	→	MA6-1080	1SFA 611 930 R1080	10	0.001
→	O	→→	MA6-1081	1SFA 611 930 R1081	10	0.001
I	O	II	MA6-1082	1SFA 611 930 R1082	10	0.001
Hand	O	Auto	MA6-1083	1SFA 611 930 R1083	10	0.001
Slow	Off	Fast	MA6-1084	1SFA 611 930 R1084	10	0.001

L-Mark Customer specific marking online. For more information see page 4 or go to:
<http://bolsservices.it.abb.com/pilot-devices>

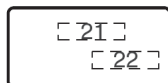
Legend Plate Holder with Inserts for Plastic Enclosures



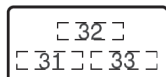
Legend Plate Holders



Insert



Insert for two-pos.
Selector Switch



Insert for three-pos.
Selector Switch

Description	Type	Order Code	Package Quantity	Weight Kg
Legend Plate Holder For Plastic Enclosures				
Grey	MA6-1060	1SFA 611 930 R1060	10	0.002
Inserts: Packing				
Without text or symbol	MA6-1061	1SFA 611 930 R1061	10	0.001
Inserts with text/symbol engraved with L-Mark				
O	MA6-1062	1SFA 611 930 R1062	10	0.001
I	MA6-1063	1SFA 611 930 R1063	10	0.001
II	MA6-1064	1SFA 611 930 R1064	10	0.001
→	MA6-1130	1SFA 611 930 R1130	10	0.001
→→	MA6-1131	1SFA 611 930 R1131	10	0.001
Close	MA6-1132	1SFA 611 930 R1132	10	0.001
Open	MA6-1133	1SFA 611 930 R1133	10	0.001
On	MA6-1134	1SFA 611 930 R1134	10	0.001
Off	MA6-1135	1SFA 611 930 R1135	10	0.001
Fast	MA6-1136	1SFA 611 930 R1136	10	0.001
Slow	MA6-1137	1SFA 611 930 R1137	10	0.001
Down	MA6-1138	1SFA 611 930 R1138	10	0.001
Up	MA6-1139	1SFA 611 930 R1139	10	0.001
Start	MA6-1140	1SFA 611 930 R1140	10	0.001
Stop	MA6-1141	1SFA 611 930 R1141	10	0.001

Inserts for two-position Selector Switches

With text or symbol:
Pos. 21 Pos. 22

O I	MA6-1170	1SFA 611 930 R1170	10	0.001
I II	MA6-1171	1SFA 611 930 R1171	10	0.001
→ →→	MA6-1172	1SFA 611 930 R1172	10	0.001
Off On	MA6-1173	1SFA 611 930 R1173	10	0.001
Stop Start	MA6-1174	1SFA 611 930 R1174	10	0.001
Low High	MA6-1175	1SFA 611 930 R1175	10	0.001
Slow Fast	MA6-1176	1SFA 611 930 R1176	10	0.001
Close Open	MA6-1177	1SFA 611 930 R1177	10	0.001
Jog Run	MA6-1178	1SFA 611 930 R1178	10	0.001
Hand Auto	MA6-1179	1SFA 611 930 R1179	10	0.001

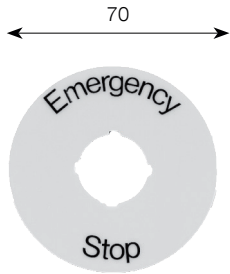
Inserts for three-position Selector Switches

With text or symbol:
Pos. 31 Pos. 32 Pos. 33

← O →	MA6-1190	1SFA 611 930 R 1190	10	0.001
→ O →→	MA6-1191	1SFA 611 930 R 1191	10	0.001
I O II	MA6-1192	1SFA 611 930 R 1192	10	0.001
Hand O Auto	MA6-1193	1SFA 611 930 R 1193	10	0.001
Slow Off Fast	MA6-1194	1SFA 611 930 R 1194	10	0.001




Legend Plates for Emergency Stop



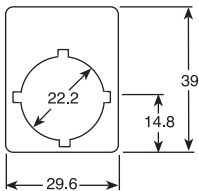
Emergency Stop Legend Plate

Description	Type	Order Code	Package Quantity	Weight Kg
Emergency Stop Legend Plates				
Black text on a yellow plastic plate. Can be used as yellow background				
Emergency Stop	-	1SFA 616 915 R1005	10	0.003
Not Aus	-	1SFA 616 915 R6005	10	0.003
Without text	-	1SFA 616 915 R1038	10	0.003
With customer-selected marking	-	1SFA 616 915 L1038	10	0.003
Black text on a Yellow Aluminum Plate				
Nöd Stopp	-	SK 615 546-1	10	0.010
Emergency Stop	-	SK 615 546-2	10	0.010
Not Aus	-	SK 615 546-3	10	0.010
ARRET D'URGENCE	-	SK 615 546-4	10	0.010
HÄTÅSEIS	-	SK 615 546-5	10	0.010
PARADA DE EMERGENCIA	-	SK 615 546-6	10	0.010
Emergency Stop NOT AUS ARRET D'URGENCE	-	SK 615 546-13	10	0.010
Without text	-	SK 615 546-8	10	0.010

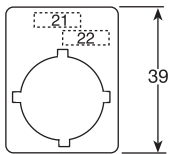
Legend Plates for Pushbuttons



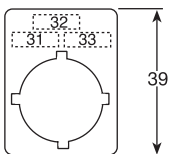
Legend Plates



For two-position Selector Switch



For three-position Selector Switch



Text / symbol	Type	Order Code	Package Quantity	Weight Kg
Fixed Legend Plates without text (for Pushbuttons, Mushroom Pushbuttons and Pilot Lights) Made of Silver-grey Aluminum				
H = 39 mm	MA16-1000	1SFA 611 940 R1000	10	0.002
H = 44 mm	MA16-1001	1SFA 611 940 R1001	10	0.002

Engraved Fixed Legend Plates. Text height 3 mm For Pushbuttons – with symbols

O	-	SK 615 550-61	10	0.002
I	-	SK 615 550-62	10	0.002
II	-	SK 615 550-63	10	0.002
←	-	SK 615 562-12	10	0.002
→	-	SK 615 562-18	10	0.002
→→	-	SK 615 562-27	10	0.002

For Pushbuttons – with text in English

Close	-	SK 615 552-13	10	0.002
Down	-	SK 615 552-14	10	0.002
Emergency Stop	-	SK 615 552-15	10	0.002
Fast	-	SK 615 552-16	10	0.002
Forward	-	SK 615 552-17	10	0.002
In	-	SK 615 550-29	10	0.002
Inching	-	SK 615 552-18	10	0.002
Left	-	SK 615 552-39	10	0.002
Lower	-	SK 615 552-20	10	0.002
Off	-	SK 615 552-21	10	0.002
On	-	SK 615 552-22	10	0.002
Open	-	SK 615 552-23	10	0.002
Out	-	SK 615 552-24	10	0.002
Raise	-	SK 615 552-25	10	0.002
Reset	-	SK 615 552-27	10	0.002
Reverse	-	SK 615 552-28	10	0.002
Right	-	SK 615 552-40	10	0.002
Run	-	SK 615 552-29	10	0.002
Slow	-	SK 615 552-30	10	0.002
Start	-	SK 615 550-44	10	0.002
Stop	-	SK 615 552-31	10	0.002
Up	-	SK 615 552-32	10	0.002

For two-position Selector Switches – with symbols (Description/Symbol/Text Pos 21 Pos 22)

I	O	II	-	SK 615 550-81	10	0.002
←	O	→	-	SK 615 562-82	10	0.002
→	O	→→	-	SK 615 562-83	10	0.002

For two-position Selector Switches – with text in English

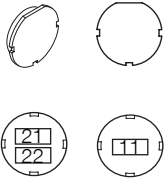
Hand	O	Auto	-	SK 615 550-80	10	0.002
Slow	Off	Fast	-	SK 615 552-60	10	0.002

Legend Plate – with customer specific marking

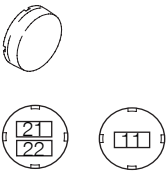
H = 39 mm	MA16-1000-L	1SFA 611 940 L1000	10	0.002
H = 44 mm	MA16-1001-L	1SFA 611 940 L1001	10	0.002



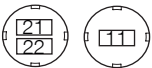
Text Caps for Illuminated Pushbuttons and Pilot Lights



Flush Button
(Can be turned 90° or 180°)



Extended Button
(Can be turned 90° or 180°)



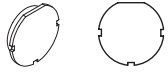
Pilot Light

Text / symbol	Cap color ¹⁾	Type	Order Code	Package Quantity	Weight Kg
Text Caps for Illuminated Pushbuttons and Pilot Lights					
Flush Button					
START	White	KTC6-1042	1SFA 616 906 R1042	10	0.001
R	White	KTC1-9009	1SFA 616 901 R9009	10	0.001
	Black	KTC8-9009	1SFA 616 908 R9009	10	0.001
On	White	KTC1-1020	1SFA 616 901 R1020	10	0.001
ON	White	KTC1-1039	1SFA 616 901 R1039	10	0.001
	Green	KTC6-1039	1SFA 616 906 R1039	10	0.001
	Black	KTC8-1039	1SFA 616 908 R1039	10	0.001
Off	White	KTC1-1019	1SFA 616 901 R1019	10	0.001
Stop	White	KTC1-1031	1SFA 616 901 R1031	10	0.001
STOP	Red	KTC4-1047	1SFA 616 904 R1047	10	0.001
Reset	White	KTC1-1025	1SFA 616 901 R1025	10	0.001
(Without text)	White	KTC1-9000	1SFA 616 901 R9000	10	0.001
(Customer specific marking)	White	KTC1-9000-L	1SFA 616 901 L9000	10	0.001
Extended Button					
R	White	KTC2-9009	1SFA 616 902 R9009	10	0.001
	Black	KTC9-9009	1SFA 616 909 R9009	10	0.001
On	White	KTC2-1020	1SFA 616 902 R1020	10	0.001
Off	White	KTC2-1019	1SFA 616 902 R1019	10	0.001
OFF	White	KTC2-1040	1SFA 616 902 R1040	10	0.001
	Red	KTC5-1040	1SFA 616 905 R1040	10	0.001
	Black	KTC9-1040	1SFA 616 909 R1040	10	0.001
Stop	White	KTC2-1031	1SFA 616 902 R1031	10	0.001
STOP	Red	KTC5-1047	1SFA 616 905 R1047	10	0.001
Reset	White	KTC2-1025	1SFA 616 902 R1025	10	0.001
(Without text)	White	KTC2-9000	1SFA 616 902 R9000	10	0.001
(Customer specific marking)	White	KTC2-9000-L	1SFA 616 902 L9000	10	0.001
Pilot Light					
R	White	KTC3-9009	1SFA 616 903 R9009	10	0.001
On	White	KTC3-1020	1SFA 616 903 R1020	10	0.001
ON	White	KTC3-1039	1SFA 616 903 R1039	10	0.001
Off	White	KTC3-1019	1SFA 616 903 R1019	10	0.001
Stop	White	KTC3-1031	1SFA 616 903 R1031	10	0.001
Reset	White	KTC3-1025	1SFA 616 903 R1025	10	0.001
(Without text)	White	KTC3-9000	1SFA 616 903 R9000	10	0.001
(Customer specific marking)	White	KTC3-9000-L	1SFA 616 903 L9000	10	0.001

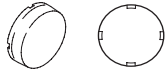
¹⁾ Use only white caps for illuminated Pushbutton and Pilot Lights.



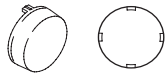
Text Caps for Illuminated Pushbuttons and Pilot Lights



Flush Button
(Can be turned 90° or 180°)



Extended Button
(Can be turned 90° or 180°)

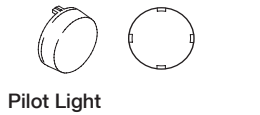
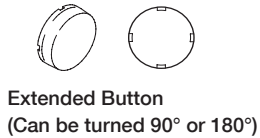
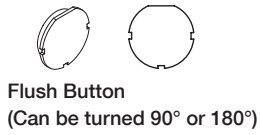


Pilot Light

Text / symbol	Cap Color ¹⁾	Type	Order Code	Package Quantity	Weight Kg
Text Caps for Illuminated Pushbuttons and Pilot Lights					
Flush Button					
○	White	KTC1-9004	1SFA 616 901 R9004	10	0.001
	Red	KTC4-9004	1SFA 616 904 R9004	10	0.001
	Black	KTC8-9004	1SFA 616 908 R9004	10	0.001
	White	KTC1-9002	1SFA 616 901 R9002	10	0.001
	Green	KTC6-9002	1SFA 616 906 R9002	10	0.001
	Black	KTC8-9002	1SFA 616 908 R9002	10	0.001
	White	KTC1-9003	1SFA 616 901 R9003	10	0.001
	Green	KTC6-9003	1SFA 616 906 R9003	10	0.001
	Black	KTC8-9003	1SFA 616 908 R9003	10	0.001
	White	KTC1-9028	1SFA 616 901 R9028	10	0.001
	Black	KTC8-9028	1SFA 616 908 R9028	10	0.001
+	White	KTC1-9011	1SFA 616 901 R9011	10	0.001
	Green	KTC6-9011	1SFA 616 906 R9011	10	0.001
	Black	KTC8-9011	1SFA 616 908 R9011	10	0.001
-	White	KTC1-9012	1SFA 616 901 R9012	10	0.001
	Red	KTC4-9012	1SFA 616 904 R9012	10	0.001
	Black	KTC8-9012	1SFA 616 908 R9012	10	0.001
↑	White	KTC1-9005	1SFA 616 901 R9005	10	0.001
	Black	KTC8-9005	1SFA 616 908 R9005	10	0.001
↗	White	KTC1-9014	1SFA 616 901 R9014	10	0.001
	Black	KTC8-9014	1SFA 616 908 R9014	10	0.001
↔	White	KTC1-9015	1SFA 616 901 R9015	10	0.001
	Black	KTC8-9015	1SFA 616 908 R9015	10	0.001
↔	White	KTC1-9016	1SFA 616 901 R9016	10	0.001
	Black	KTC8-9016	1SFA 616 908 R9016	10	0.001
→	White	KTC1-9017	1SFA 616 901 R9017	10	0.001
	Black	KTC8-9017	1SFA 616 908 R9017	10	0.001
Extended Button					
○	White	KTC2-9004	1SFA 616 902 R9004	10	0.001
	Red	KTC5-9004	1SFA 616 905 R9004	10	0.001
	White	KTC2-9002	1SFA 616 902 R9002	10	0.001
	White	KTC2-9003	1SFA 616 902 R9003	10	0.001
	White	KTC2-9028	1SFA 616 902 R9028	10	0.001
+	White	KTC2-9011	1SFA 616 902 R9011	10	0.001
↑	White	KTC2-9005	1SFA 616 902 R9005	10	0.001
↗	White	KTC2-9014	1SFA 616 902 R9014	10	0.001
↔	White	KTC2-9015	1SFA 616 902 R9015	10	0.001
↔	White	KTC2-9016	1SFA 616 902 R9016	10	0.001
→	White	KTC2-9017	1SFA 616 902 R9017	10	0.001
Pilot Light					
○	White	KTC3-9004	1SFA 616 903 R9004	10	0.001
	White	KTC3-9002	1SFA 616 903 R9002	10	0.001
	White	KTC3-9003	1SFA 616 903 R9003	10	0.001
↑	White	KTC3-9005	1SFA 616 903 R9005	10	0.001

¹⁾ Use only white caps for illuminated Pushbutton and Pilot Lights. Cont. next page



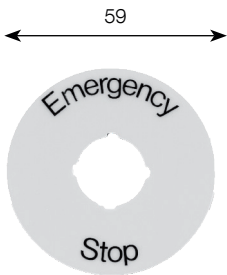
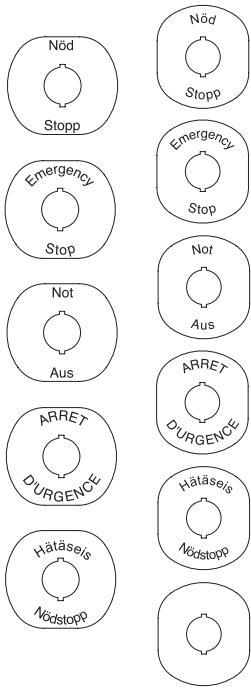


Text / symbol	Cap Color ¹⁾	Type	Order Code	Package Quantity	Weight Kg
Text Caps for Illuminated Pushbuttons and Pilot Lights					
Flush Button					
→→	White	KTC1-9006	1SFA 616 901 R9006	10	0.001
⊕	White	KTC1-9018	1SFA 616 901 R9018	10	0.001
	Black	KTC8-9018	1SFA 616 908 R9018	10	0.001
●	White	KTC1-9019	1SFA 616 901 R9019	10	0.001
	Black	KTC8-9019	1SFA 616 908 R9019	10	0.001
⊙	White	KTC1-9020	1SFA 616 901 R9020	10	0.001
	Black	KTC8-9020	1SFA 616 908 R9020	10	0.001
☞	White	KTC1-9021	1SFA 616 901 R9021	10	0.001
	Black	KTC8-9021	1SFA 616 908 R9021	10	0.001
~	White	KTC1-9022	1SFA 616 901 R9022	10	0.001
	Black	KTC8-9022	1SFA 616 908 R9022	10	0.001
⌚	White	KTC1-9023	1SFA 616 901 R9023	10	0.001
	Black	KTC8-9023	1SFA 616 908 R9023	10	0.001
⌚	White	KTC1-9024	1SFA 616 901 R9024	10	0.001
	Black	KTC8-9024	1SFA 616 908 R9024	10	0.001
↑	White	KTC1-9025	1SFA 616 901 R9025	10	0.001
	Black	KTC8-9025	1SFA 616 908 R9025	10	0.001
↓	White	KTC1-9026	1SFA 616 901 R9026	10	0.001
	Black	KTC8-9026	1SFA 616 908 R9026	10	0.001
◀	White	KTC1-9027	1SFA 616 901 R9027	10	0.001
	Black	KTC8-9027	1SFA 616 908 R9027	10	0.001
Extended Button					
→→	White	KTC2-9006	1SFA 616 902 R9006	10	0.001
⊕	White	KTC2-9018	1SFA 616 902 R9018	10	0.001
●	White	KTC2-9019	1SFA 616 902 R9019	10	0.001
⊙	White	KTC2-9020	1SFA 616 902 R9020	10	0.001
☞	White	KTC2-9021	1SFA 616 902 R9021	10	0.001
~	White	KTC2-9022	1SFA 616 902 R9022	10	0.001
⌚	White	KTC2-9023	1SFA 616 902 R9023	10	0.001
⌚	White	KTC2-9024	1SFA 616 902 R9024	10	0.001
↑	White	KTC2-9025	1SFA 616 902 R9025	10	0.001
↓	White	KTC2-9026	1SFA 616 902 R9026	10	0.001
◀	White	KTC2-9027	1SFA 616 902 R9027	10	0.001
Pilot Light					
→→	White	KTC3-9006	1SFA 616 903 R9006	10	0.001

¹⁾ Use only white caps for illuminated Pushbutton and Pilot Lights.

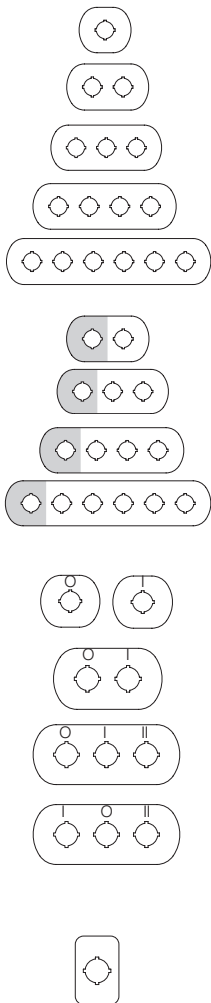


Special Legend Plates for Plastic Enclosures



Emergency Stop Legend Plate

Description	Type	Order Code	Package Quantity	Weight Kg
Emergency Stop Legend Plates For Plastic Enclosures				
For Horizontally Mounted Enclosures. Yellow Plastic with black text:				
Nöd Stopp	MA6-1025	1SFA 611 930 R1025	1	0.004
Emergency Stop	MA6-1026	1SFA 611 930 R1026	1	0.004
Not Aus	MA6-1027	1SFA 611 930 R1027	1	0.004
ARRET DURGENCE	MA6-1028	1SFA 611 930 R1028	1	0.004
Hätäseis	MA6-1029	1SFA 611 930 R1029	1	0.004
For Vertically Mounted Enclosures. Yellow Plastic with black text				
Nöd Stopp	MA6-1100	1SFA 611 930 R1100	1	0.004
Emergency Stop	MA6-1101	1SFA 611 930 R1101	1	0.004
Not Aus	MA6-1102	1SFA 611 930 R1102	1	0.004
ARRET DURGENCE	MA6-1103	1SFA 611 930 R1103	1	0.004
Hätäseis	MA6-1104	1SFA 611 930 R1104	1	0.004
Yellow Plastic				
Without text	MA6-1024	1SFA 611 930 R1024	1	0.004
With customer-selected marking	MA6-1024-L	1SFA 611 930 L1024	10	0.004
Emergency Stop Legend Plates for compact enclosure Black text on yellow Aluminum plate				
Emergency Stop	CA6-1026	1SFA 619 930 R1026	10	0.004
Not Aus	CA6-1027	1SFA 619 930 R1027	10	0.004



Description	Type	Order Code	Package Quantity	Weight Kg
Legend Plates For Plastic Enclosures				
Silver-grey Aluminum on plastic				
1-seat without text	MA6-1000	1SFA 611 930 R1000	1	0.004
2-seat without text	MA6-1002	1SFA 611 930 R1002	1	0.006
3-seat without text	MA6-1003	1SFA 611 930 R1003	1	0.008
4-seat without text	MA6-1004	1SFA 611 930 R1004	1	0.010
6-seat without text	MA6-1005	1SFA 611 930 R1005	1	0.012
Silver-grey Aluminum on plastic (Pos. 1 Yellow)				
2-seat without text	MA6-1006	1SFA 611 930 R1006	1	0.006
3-seat without text	MA6-1007	1SFA 611 930 R1007	1	0.008
4-seat without text	MA6-1008	1SFA 611 930 R1008	1	0.010
6-seat without text	MA6-1009	1SFA 611 930 R1009	1	0.012
Silver-grey Aluminum on plastic				
Symbol/Text Pos				
1-seat O	MA6-1012	1SFA 611 930 R1012	1	0.004
1-seat I	MA6-1013	1SFA 611 930 R1013	1	0.004
2-seat O I	MA6-1014	1SFA 611 930 R1014	1	0.006
3-seat O I I	MA6-1015	1SFA 611 930 R1015	1	0.008
3-seat I O II	MA6-1016	1SFA 611 930 R1016	1	0.008
Emergency Stop Legend Plate				
Black text on an Yellow Aluminum Plate				
Without text	MA6-1010	1SFA 611 930 R1010	1	0.005
Nöd stopp	MA6-1017	1SFA 611 930 R1017	1	0.005
Not Aus	MA6-1018	1SFA 611 930 R1018	1	0.005
Emergency Stop	MA6-1019	1SFA 611 930 R1019	1	0.005
ARRET D'URGENCE	MA6-1020	1SFA 611 930 R1020	1	0.005
Hätäseis	MA6-1021	1SFA 611 930 R1021	1	0.005
PARADA DE EMERGENCIA	MA6-1022	1SFA 611 930 R1022	1	0.005
Black text on an Yellow Plastic Plate				
Without text	MA6-1011	1SFA 611 930 R1011	1	0.002
Emergency Stop	MA6-1023	1SFA 611 930 R1023	1	0.002

Signal Towers K70 and Signal Beacons KSB



Signal Towers K70 and Signal Beacons KSB offers the customer a wide range of signal elements in all voltages and a solution for every signalling field.

Signal Towers K70

- Fast mounting of signal elements using bayonet fixing
- Easy changing of bulbs for each module without tools
- Flexibility of signal element combination
- Up to 5 elements possible/up to 10 elements with bracket for 2-sided mounting
- High protection rating optical and audible signal elements with IP 54
- LED elements for long life

Signal Beacons KSB

- Vandal-proof design withstands every mechanical and natural challenge both indoors and outdoors.
- High protection rating IP 65
- Cap consists of high impact polycarbonate (up to 20 J)
- Bulb change via inside of control box

Signal Towers and Beacons

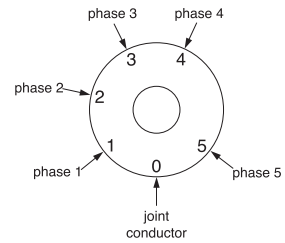
- Permanent Light
- Blinking Light
- Flashing Light
- Audible
- LED Permanent Light
- LED Blinking Light
- LED Rotating Light

Simple fitting with quick fix system

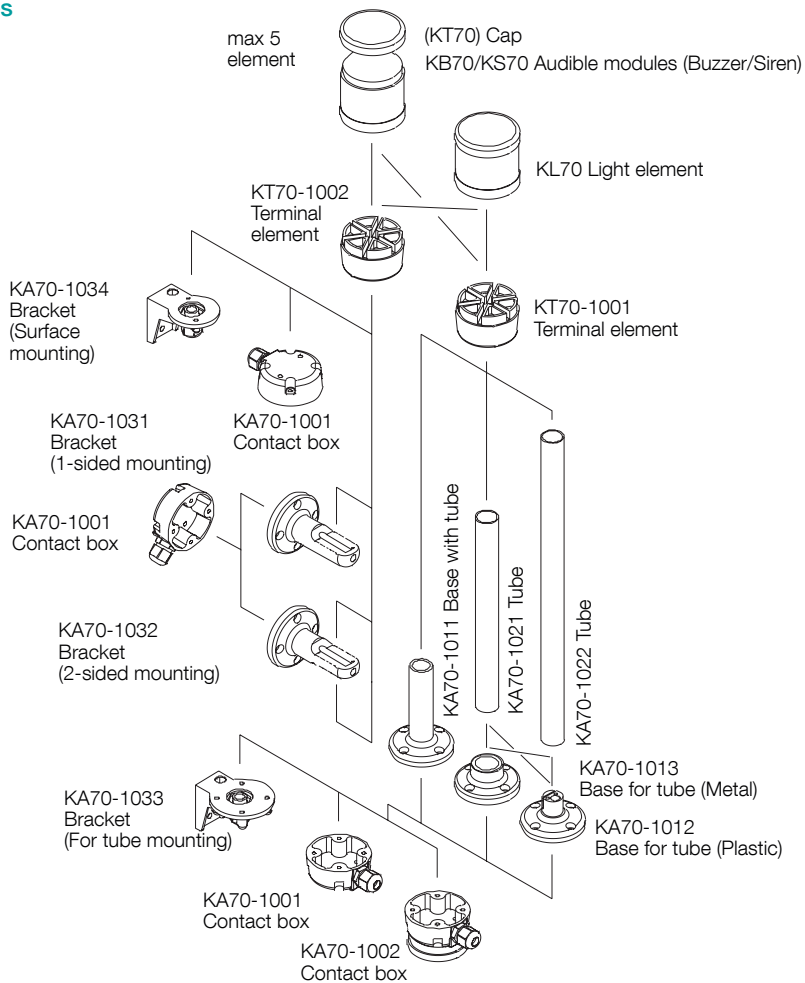
Each K 70 module is equipped with a bayonet fixing with integral contact system. The modules are fastened together by aligning the corresponding white marks then with a gentle twist they are locked into place (see the figures).



Connection Plans



Combination Possibilities



Optical Modules for Signal Towers K70



Light Elements



Description	Type	Order Code	Package Quantity	Weight Kg
Light Element				
Permanent Light, 12-240 V AC/DC. For bulb BA 15d. Bulb not included				
● Red	KL70-401R	1SFA 616 070 R4011	1	0.09
● Green	KL70-401G	1SFA 616 070 R4012	1	0.09
● Yellow	KL70-401Y	1SFA 616 070 R4013	1	0.09
● Blue	KL70-401L	1SFA 616 070 R4014	1	0.09
○ Clear	KL40-401C	1SFA 616 070 R4018	1	0.09
Blinking Light, 24 V AC/DC. With Integrated LED				
● Red	KL70-306R	1SFA 616 070 R3061	1	0.10
● Green	KL70-306G	1SFA 616 070 R3062	1	0.10
● Yellow	KL70-306Y	1SFA 616 070 R3063	1	0.10
● Blue	KL70-306L	1SFA 616 070 R3064	1	0.10
○ Clear	KL70-306C	1SFA 616 070 R3068	1	0.10
Flashing Light, 24 V AC/DC. With Integrated Xenon Tube				
● Red	KL70-203R	1SFA 616 070 R2031	1	0.12
● Green	KL70-203G	1SFA 616 070 R2032	1	0.12
● Yellow	KL70-203Y	1SFA 616 070 R2033	1	0.12
● Blue	KL70-203L	1SFA 616 070 R2034	1	0.12
○ Clear	KL70-203C	1SFA 616 070 R2038	1	0.12
Blinking Light, 115 V AC. With Integrated LED				
● Red	KL70-342R	1SFA 616 070 R3421	1	0.10
● Green	KL70-342G	1SFA 616 070 R3422	1	0.10
● Yellow	KL70-342Y	1SFA 616 070 R3423	1	0.10
● Blue	KL70-342L	1SFA 616 070 R3424	1	0.10
○ Clear	KL70-342C	1SFA 616 070 R3428	1	0.10
Flashing Light, 115 V AC. With Integrated Xenon Tube				
● Red	KL70-113R	1SFA 616 070 R1131	1	0.11
● Green	KL70-113G	1SFA 616 070 R1132	1	0.11
● Yellow	KL70-113Y	1SFA 616 070 R1133	1	0.11
● Blue	KL70-113L	1SFA 616 070 R1134	1	0.11
○ Clear	KL70-113C	1SFA 616 070 R1138	1	0.11
Blinking Light, 230 V AC. With Integrated LED				
● Red	KL70-352R	1SFA 616 070 R3521	1	0.10
● Green	KL70-352G	1SFA 616 070 R3522	1	0.10
● Yellow	KL70-352Y	1SFA 616 070 R3523	1	0.10
● Blue	KL70-352L	1SFA 616 070 R3524	1	0.10
○ Clear	KL70-352C	1SFA 616 070 R3528	1	0.10
Flashing Light, 230 V AC. With Integrated Xenon Tube				
● Red	KL70-123R	1SFA 616 070 R1231	1	0.11
● Green	KL70-123G	1SFA 616 070 R1232	1	0.11
● Yellow	KL70-123Y	1SFA 616 070 R1233	1	0.11
● Blue	KL70-123L	1SFA 616 070 R1234	1	0.11
○ Clear	KL70-123C	1SFA 616 070 R1238	1	0.11
LED Permanent Light, 24 V AC/DC. With Integrated LED				
● Red	KL70-305R	1SFA 616 070 R3051	1	0.10
● Green	KL70-305G	1SFA 616 070 R3052	1	0.10
● Yellow	KL70-305Y	1SFA 616 070 R3053	1	0.10
● Blue	KL70-305L	1SFA 616 070 R3054	1	0.10
○ Clear	KL70-305C	1SFA 616 070 R3058	1	0.10
LED Rotating Light, 24 V AC/DC. With Integrated LED				
● Red	KL70-307R	1SFA 616 070 R3071	1	0.10
● Green	KL70-307G	1SFA 616 070 R3072	1	0.10
● Yellow	KL70-307Y	1SFA 616 070 R3073	1	0.10
● Blue	KL70-307L	1SFA 616 070 R3074	1	0.10
○ Clear	KL70-307C	1SFA 616 070 R3078	1	0.10

Signal Towers K70



LED Bulb

Description	Type	Order Code	Package Quantity	Weight Kg
Bulbs for Signal Tower K70 Bulb Ba 15d, 42mm, Max 7 W For permanent or blinking light				
24 V, 5 W, AC/DC	KA4-1021	1SFA 616 923 R1028	10	0.009
115 V, 5 W, AC/DC	KA4-1118	1SFA 616 923 R1118	10	0.009
230 V, 5 W, AC/DC	KA4-1148	1SFA 616 923 R1148	10	0.009

LED Bulbs for Signal Tower K70 Ba 15d. For 24 V AC/DC, 40mA				
● Red	KA4-1021	1SFA 616 924 R1021	1	0.009
● Green	KA4-1022	1SFA 616 924 R1022	1	0.009
● Yellow	KA4-1023	1SFA 616 924 R1023	1	0.009
● Blue	KA4-1024	1SFA 616 924 R1024	1	0.009
○ White	KA4-1025	1SFA 616 924 R1025	1	0.009



Terminal Element

Audible Modules. Buzzer Element. 85 dB, continuous or pulsating tone, adjustable				
24 V AC/DC	KB70-3001	1SFA 616 071 R3001	1	0.11
115 V AC	KB70-3101	1SFA 616 071 R3101	1	0.11
230 V AC	KB70-1201	1SFA 616 071 R1201	1	0.12

Siren Element				
Multi function, 8 diff. Tones adjustable, volume adjustable 100 dB, 115 V AC	KS70-1104	1SFA 616 073 R1104	1	0.13
Multi function, 8 diff. Tones adjustable, volume adjustable 100 dB, 230 V AC	KS70-1204	1SFA 616 073 R1204	1	0.12
Multi function, 7 diff. Tones adjustable, volume adjustable, remote control, 100 dB, 24 V DC	KS70-2004	1SFA 616 073 R2004	1	0.12
Multi function, 8 diff. Tones adjustable, volume adjustable 100 dB, 24 V AC/DC	KS70-3004	1SFA 616 073 R3004	1	0.12
Continuous tone alternating 108 dB, 24 V DC	KS70-2002	1SFA 616 073 R2002	1	0.15



Contact Box

Terminal Elements				
For tube mounting, including cap	KT70-1001	1SFA 616 075 R1001	1	0.15
For bracket or base, including cap	KT70-1002	1SFA 616 075 R1002	1	0.15

Special Parts				
Contact Box				
Cable exit at side	KA70-1001	1SFA 616 077 R1001	1	0.07
Magnetic base	KA70-1002	1SFA 616 077 R1002	1	0.07

Base with tube				
D=25 mm L=110 mm	KA70-1011	1SFA 616 077 R1011	1	0.06

Base for tube				
D=25 mm, Plastic	KA70-1012	1SFA 616 077 R1012	1	0.03
D=25 mm, Metal	KA70-1013	1SFA 616 077 R1013	1	0.32

Tube, anodized Aluminum				
D=25 mm L=250 mm	KA70-1021	1SFA 616 077 R1021	1	0.08
D=25 mm L=400 mm	KA70-1022	1SFA 616 077 R1022	1	0.12
D=25 mm L=800 mm	KA70-1023	1SFA 616 077 R1023	1	0.24



Bracket

Bracket				
1-sided mounting	KA70-1031	1SFA 616 077 R1031	1	0.07
2-sided mounting	KA70-1032	1SFA 616 077 R1032	1	0.07
For tube mounting	KA70-1033	1SFA 616 077 R1033	1	0.07
For surface mounting	KA70-1034	1SFA 616 077 R1034	1	0.07

Signal Beacons KSB



Light element

Description	Type	Order Code	Package Quantity	Weight Kg
Light Element				
Permanent Light, 12-240 V AC/DC. For Bulb BA 15d. Bulb not included				
● Red	KSB-401R	1SFA 616 080 R4011	1	0.13
● Green	KSB-401G	1SFA 616 080 R4012	1	0.13
● Yellow	KSB-401Y	1SFA 616 080 R4013	1	0.13
● Blue	KSB-401L	1SFA 616 080 R4014	1	0.13
○ Clear	KSB-401C	1SFA 616 080 R4018	1	0.13
Flashing Light, 24 V DC. With Integrated Xenon Tube				
● Red	KSB-203R	1SFA 616 080 R2031	1	0.14
● Green	KSB-203G	1SFA 616 080 R2032	1	0.14
● Yellow	KSB-203Y	1SFA 616 080 R2033	1	0.14
● Blue	KSB-203L	1SFA 616 080 R2034	1	0.14
○ Clear	KSB-203C	1SFA 616 080 R2038	1	0.14
Flashing Light, 115 V AC. With Integrated Xenon Tube				
● Red	KSB-113R	1SFA 616 080 R1131	1	0.14
● Green	KSB-113G	1SFA 616 080 R1132	1	0.14
● Yellow	KSB-113Y	1SFA 616 080 R1133	1	0.14
● Blue	KSB-113L	1SFA 616 080 R1134	1	0.14
○ Clear	KSB-113C	1SFA 616 080 R1138	1	0.14
Flashing Light, 230 V AC. With Integrated Xenon Tube				
● Red	KSB-123R	1SFA 616 080 R1231	1	0.14
● Green	KSB-123G	1SFA 616 080 R1232	1	0.14
● Yellow	KSB-123Y	1SFA 616 080 R1233	1	0.14
● Blue	KSB-123L	1SFA 616 080 R1234	1	0.14
○ Clear	KSB-123C	1SFA 616 080 R1238	1	0.14
LED Permanent Light, 24 V AC/DC. With Integrated LED				
● Red	KSB-305R	1SFA 616 080 R3051	1	0.14
● Green	KSB-305G	1SFA 616 080 R3052	1	0.14
● Yellow	KSB-305Y	1SFA 616 080 R3053	1	0.14
LED Blinking Light, 24 V AC/DC. With Integrated LED				
● Red	KSB-306R	1SFA 616 080 R3061	1	0.14
● Green	KSB-306G	1SFA 616 080 R3062	1	0.14
● Yellow	KSB-306Y	1SFA 616 080 R3063	1	0.14
LED Rotation Light, 24 V AC/DC. With Integrated LED				
● Red	KSB-307R	1SFA 616 080 R3071	1	0.14
● Green	KSB-307G	1SFA 616 080 R3072	1	0.14
● Yellow	KSB-307Y	1SFA 616 080 R3073	1	0.14
Special Parts				
Anti-twist Device	KASB-100	1SFA 616 087 R1000	1	0.005







Anti-twist Device

Bulbs for Signal Beacons Max 10 W. For Permanent Light. Bulb Ba 15d, 52mm.				
12 V, 7 W, AC/DC	KA3-1018	1SFA 616 922 R1018	10	0.011
24 V, 7 W, AC/DC	KA3-1028	1SFA 616 922 R1028	10	0.011
115 V, 7 W, AC/DC	KA3-1118	1SFA 616 922 R1118	10	0.011
220-260 V, 7-10 W, AC/DC	KA3-1148	1SFA 616 922 R1148	10	0.011

Technical Data

Signal Towers K70 and Signal Beacons KSB

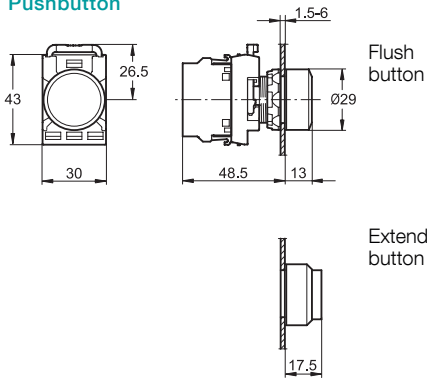
Signal Towers K70			
Approvals			
		E 175 441	
			
Technical Specifications			
Housing and Accessories	Polyamide, high impact, black		
Dome	Polycarbonate, transparent		
Fixing	Base mounting, tube Ø 25mm, bracket mounting		
Socket	B 15 d, for bulb max. 7W		
Connection	Screw connection up to 2.5 mm ²		
Number of modules possible -2-sided bracket	max. 5 max. 10 elements		
Degrees of Protection			
Light Elements	IP 54	UL Type 5	
Audible Elements	IP 54	UL Type 5	
Electrical Data			
Permanent Light Element	12-240 V AC/DC		
Bulb Socket B 15 d, max 7 W	Bulb not included		
Flashing Light Element			
	24 V DC	115 V AC	230 V AC
Flash Frequency	1 Hz	1 Hz	1 Hz
Flash Energy	2 Ws	2 Ws	2 Ws
Life Duration	4 x 10 ⁶ flashes		
Current Consumption reduced for AS-Interface	125 mA 80 mA	20mA	35 mA
Starting Current	< 0.5 A at 24 V		
LED Permanent Light Element			
	24 V AC/DC	115 V AC	230 V AC
Life Duration	100 000 hours		
Current Consumption	45 mA	25mA	25mA
Starting Current	< 0.5 A at 24 V		
LED Blinking Light Element			
	24 V AC/DC	115 V AC	230 V AC
Life Duration	100 000 hours		
Current Consumption	25 mA	25mA	25mA
Starting Current	< 0.5 A at 24 V		
Blink Frequency	c. 1 Hz	c. 1 Hz	c. 1 Hz
LED Rotation Light Element			
	24 V, AC/DC		
Life Duration	100 000 hours		
Current Consumption	70 mA		
Starting Current	< 0.5 A at 24 V		
Rotation Frequency	c. 120 r.p.m.		
Temperature			
Ambient Temperature during operations	-20 to +50 °C		

Signal Beacons KSB			
Approvals			
		E 175 441	
			
Technical Specifications			
Housing and Accessories	PC/ABS-Blend, high impact, black		
Dome	Polycarbonate, transparent		
Fixing	Installation mounting for Ø 37mm, (PG 29)		
Bulb Socket	B 15 d, for bulb max. 10W		
Bulb Change	Via rear access with bayonet mechanism (Bulb not included)		
Connection	Screw connection max 2.5 mm ²		
Degrees of Protection			
	IP 65, UL Type 5		
Electrical Data			
Permanent Light Element Operating Voltage	max. 250 V		
Life Duration	100 000 hours		
Bulb socket B 15 d, max 10 W	Bulb not included		
LED version: permanent light			
	24 V, AC/DC		
Life Duration	100 000 hours		
Current Consumption	45 mA		
Blinking Light Element			
	24 V, AC/DC		
Life Duration	100 000 hours		
Current Consumption	25 mA		
Rotation Light Element			
	24 V, AC/DC		
Life Duration	100 000 hours		
Current Consumption	70 mA		
Starting Current	< 0.5 A		
Flashing Light Element			
Operating Voltage	24 V AC/DC	115 V AC	230 V AC
Flash Frequency	1 Hz	1 Hz	1 Hz
Flash Energy	2 Ws	2 Ws	2 Ws
Life Duration	4 x 10 ⁶ flashes		
Current Consumption	125 mA	20mA	35 mA
Starting Current	< 0.5 A	< 0.5 A	< 0.5 A
Temperature			
Ambient Temperature during operations	-20 to +50 °C		

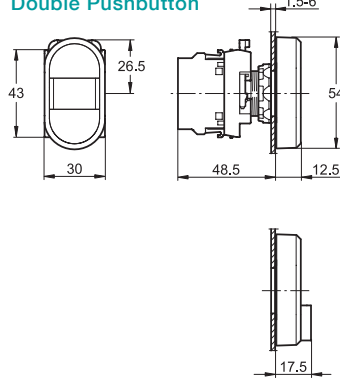
Dimensions Modular Range

3D drawings can be found in ABB Library.

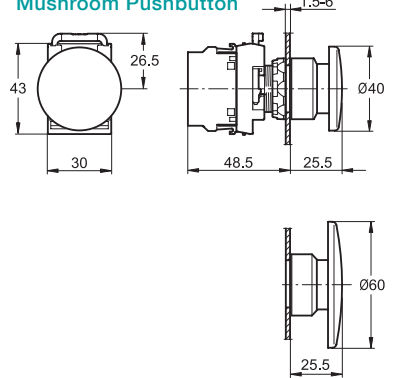
Pushbutton



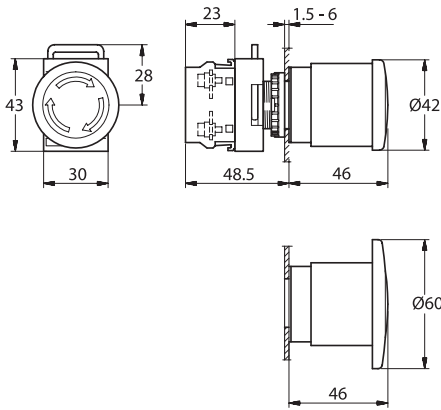
Double Pushbutton



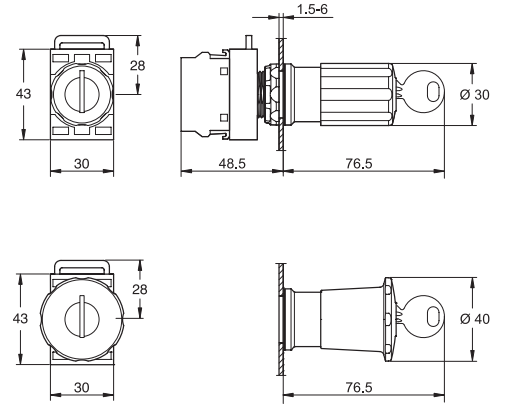
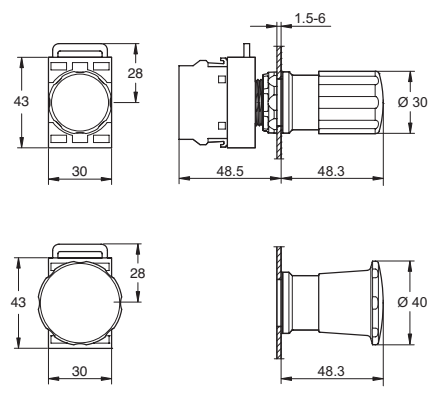
Mushroom Pushbutton



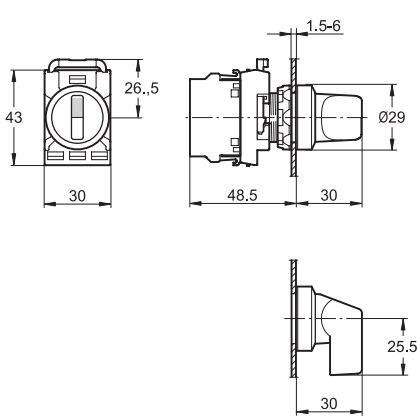
Emergency Stop Pushbutton type MPM



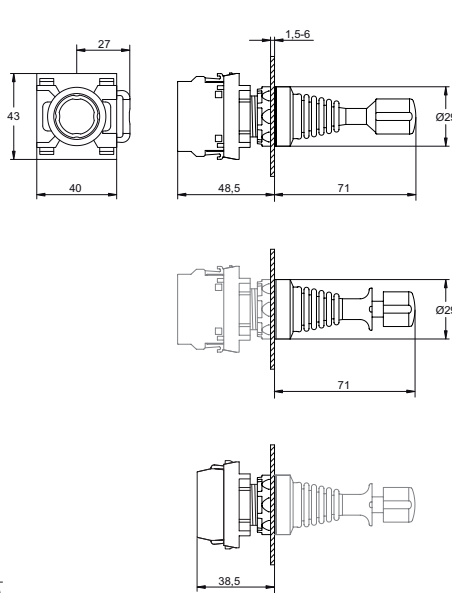
Emergency Stop Pushbutton type MPE



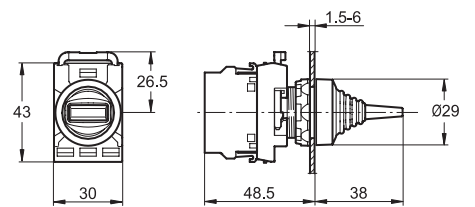
Selector Switch



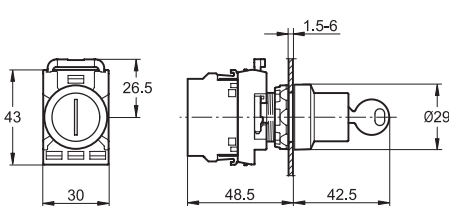
Joystick



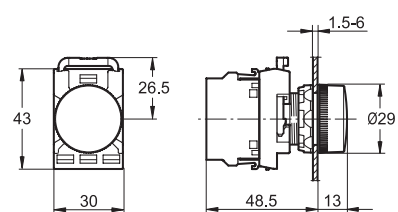
Toggle Switch



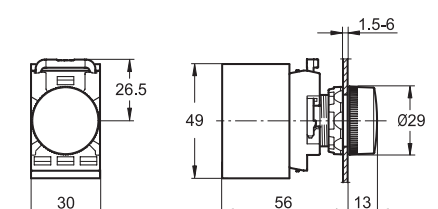
Key-operated Selector Switch



Pilot Light

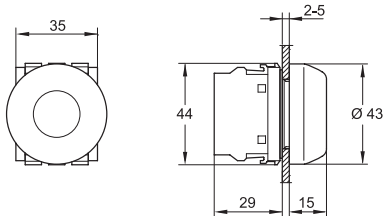


Pilot Light with transformer

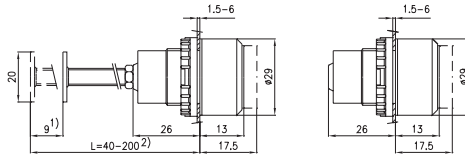


Dimensions and drilling plans miscellaneous

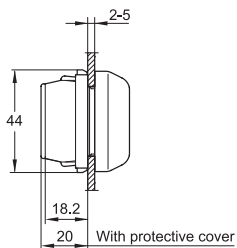
Heavy Duty Pushbutton



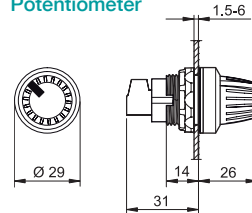
Reset Pushbutton



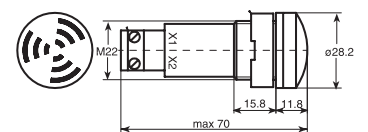
- 1) Length of stroke.
- 2) Can be cut to desired length.



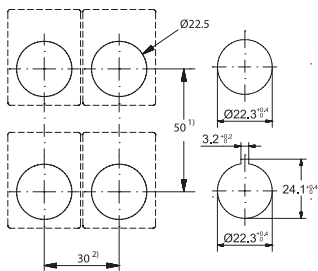
Potentiometer



Buzzer

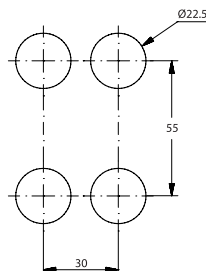


Drilling Plans for Pushbuttons, Switches and Pilot Lights

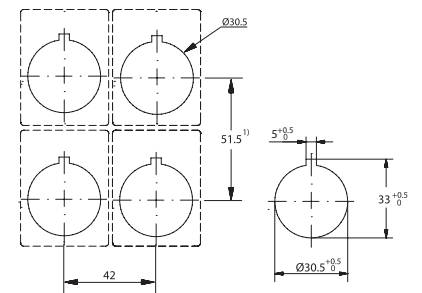


- 1) 55 mm when Legend Plate H= 44.5 mm is used.
61 mm for mushroom Pushbutton with D=60 mm
- 2) 37 mm when Legend Plate with insert is used,

Drilling Plan for Double Pushbutton

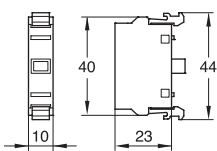


Drilling Plan for 30 mm Adaptor



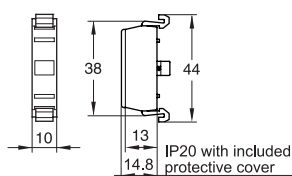
Contact Block

(for front mounting)



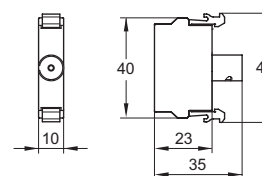
Micro Contact Block

(for front mounting)

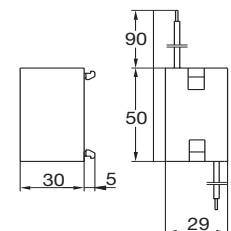


Lamp Block

(for front mounting)

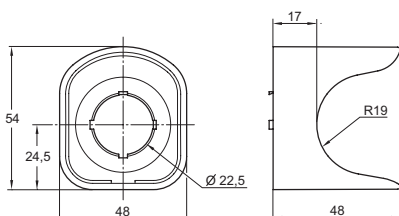


Transformer Block



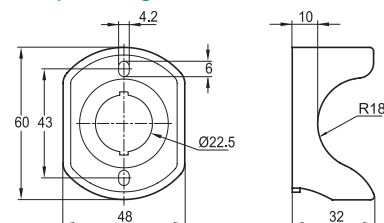
Emergency Stop Shroud

Modular Range



Emergency Stop Shroud

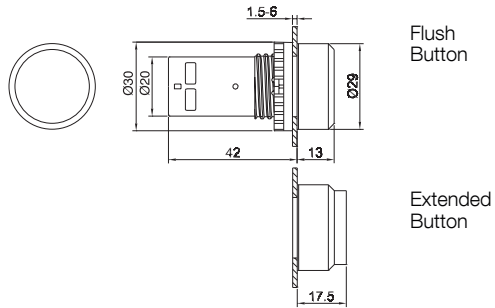
Compact Range



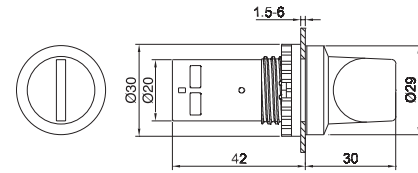
Dimensions

Compact Range

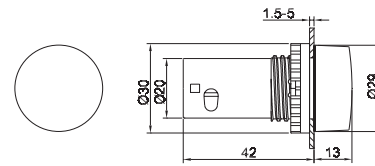
Pushbutton



Selector Switch

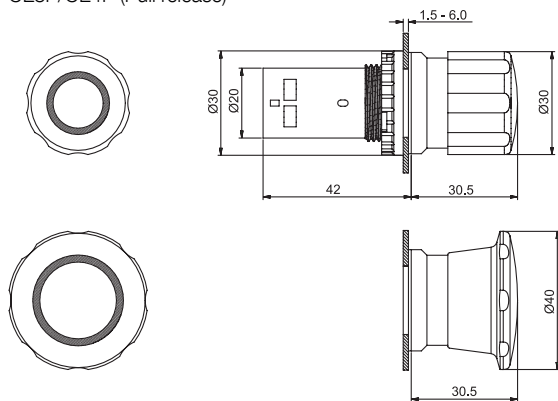


Pilot Light

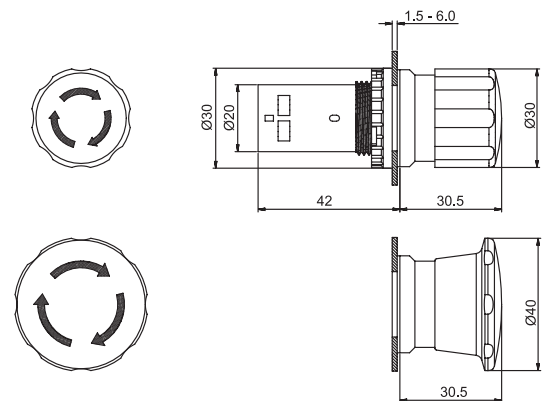


Emergency Stop Pushbuttons

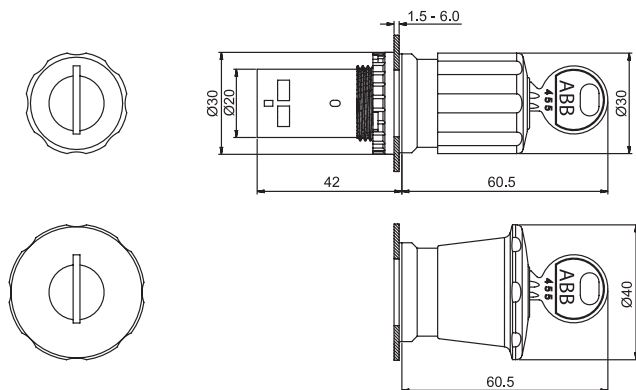
CE3P/CE4P (Pull release)



CE3T/CE4T (Twist release)



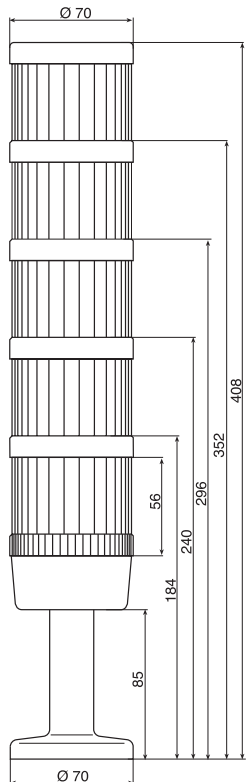
CE3K1/CE4K1



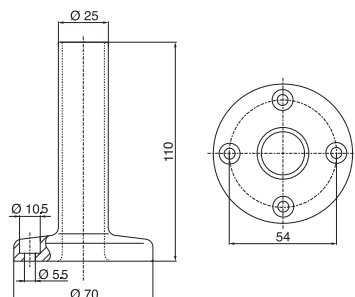
Dimensions and drilling plans

Signal Towers

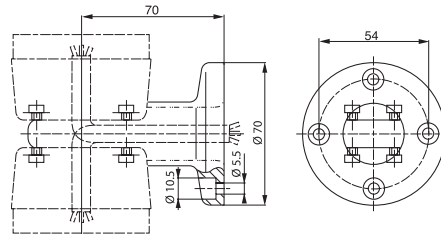
Signal Towers K 70



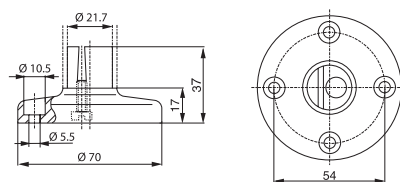
Base with Integrated Tube



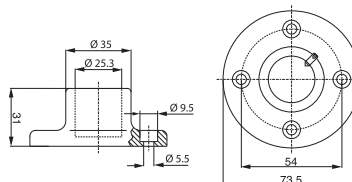
Bracket 2-sided mounting



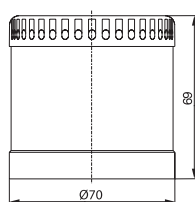
Base for Tube, Plastic



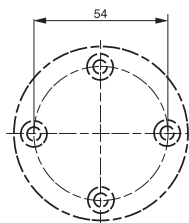
Base for Tube, Metal



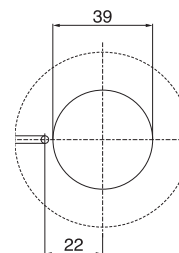
Audible Module



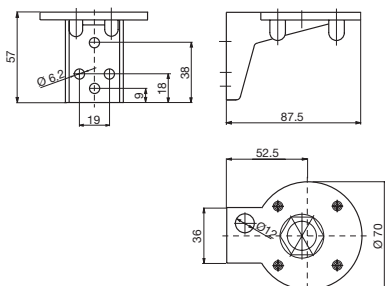
Drilling Plan for Signal Towers K 70



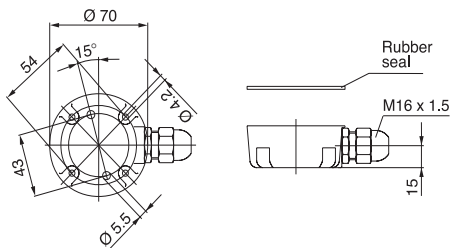
Drilling Plan for Signal Beacons KSB



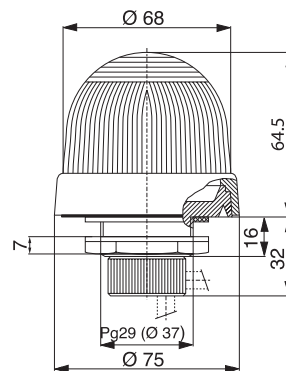
Bracket for tube mounting



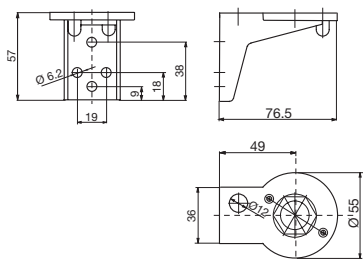
Contact Box for cable exit at side



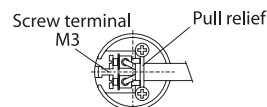
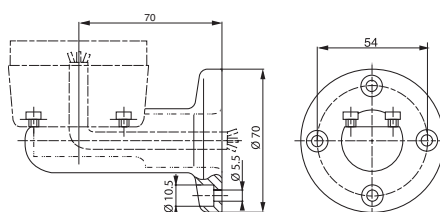
Signal Beacons K SB



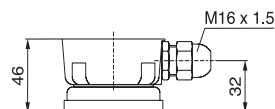
Bracket for surface mounting



Bracket 1-sided mounting



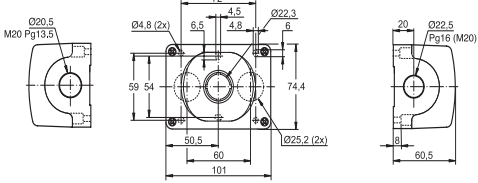
Contact box with magnetic base



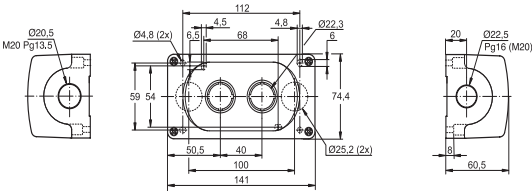
Dimensions Enclosures

Plastic Enclosures

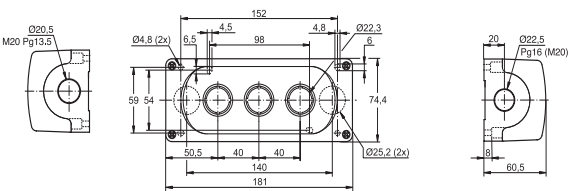
1 seat



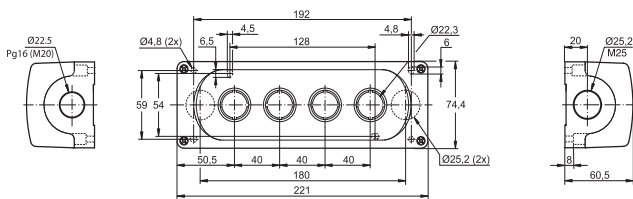
2 seats



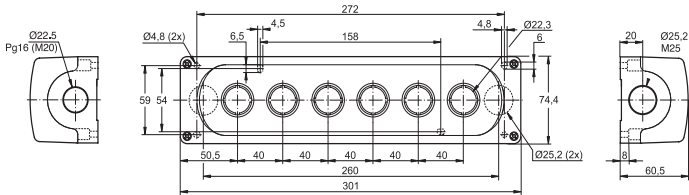
3 seats



4 seats

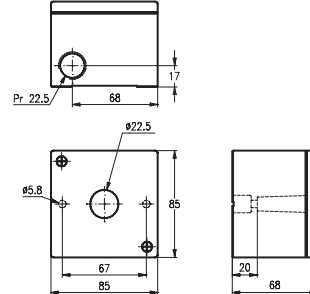


6 seats

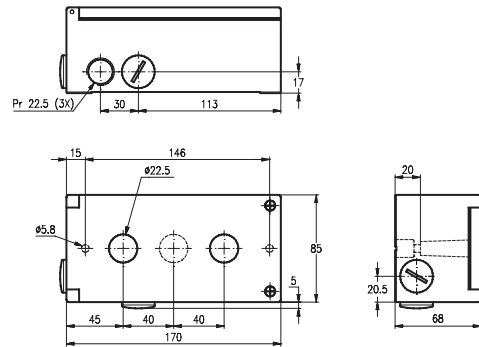


Metallic Enclosures

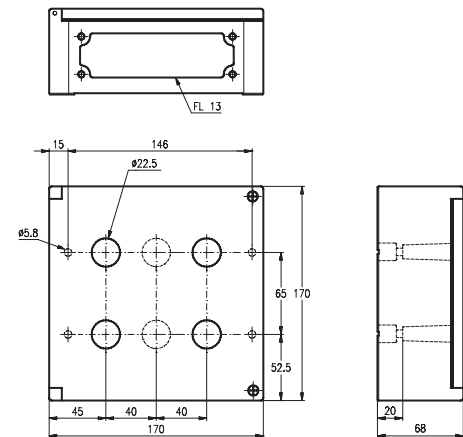
1 seat



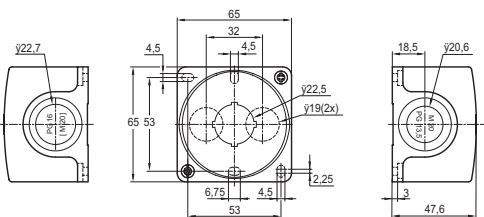
2 or 3 seats



4 or 6 seats



Plastic Enclosure for Compact Range



Color selection

Color selection according to IEC 60 073

IEC 60 073 specifies coding principles for indicators and actuators and gives recommendation regarding the use of colors. An excerpt from the standard is given below. For detailed information, see the standard.

Meaning of colors – General principles

Color	Meaning		
	Safety of persons or environment	Condition of process	State of equipment
● Red	Danger	Emergency	Faulty
● Yellow	Warning/caution	Abnormal	Abnormal
● Green	Safe	Normal	Normal
● Blue	Mandatory significance		
○ ● White, grey, black	No specific meaning assigned		

Non-illuminated Actuators

Emergency Actuators

EMERGENCY-STOP / OFF actuators shall be identified by the color RED

STOP / OFF Actuators

WHITE, GREY and BLACK are the preferred colors for STOP / OFF actuators, with the main preference being for BLACK. RED is also permitted. GREEN shall not be used.

START / ON Actuators

WHITE, GREY and BLACK are the preferred colors for START / ON actuators, which cause the closing of switching devices and the equipment to start, with the main preference being for WHITE. GREEN is also permitted. RED shall not be used.

Use of WHITE and BLACK for specific meanings

Where the colors WHITE and BLACK are used to distinguish between START / ON and STOP / OFF actuators, then the color WHITE shall be used for START / ON actuators and the color BLACK shall be used for STOP / OFF actuators.

The same Actuators serving for START / STOP or ON / OFF

WHITE, GREY and BLACK are the preferred colors for actuators which, when actuated several times, act alternately as a START / ON and STOP / OFF actuator.

The colors YELLOW and GREEN shall not be used. The color RED shall be used only in cases where the same actuator, other than a push-button, is used for both EMERGENCYSTOP / OFF and normal operation.

WHITE, GREY and BLACK are preferred colors for actuators which cause a movement while they are actuated and stop the movement when they are released (such as inching or jogging actuators). GREEN is also permitted. RED shall not be used.

RESET Actuators

RESET Actuators (used, for example, with protective relays) shall be BLUE, WHITE, GREY or BLACK, except RESET actuators which also act as STOP / OFF actuators. The color of such STOP / OFF actuators shall be in accordance with STOP / OFF actuators above.

Degrees of Protection

General

In an installation, the degree of protection required for electrical equipment depends on the environmental characteristics. The degree of protection, ensured by the enclosure of equipment or by the cubicle containing the equipment is expressed by the IP code which gives the level of protection against access to hazardous parts, the ingress of foreign bodies and/or the ingress of water, in compliance with IEC 60529, IEC 60947-1.

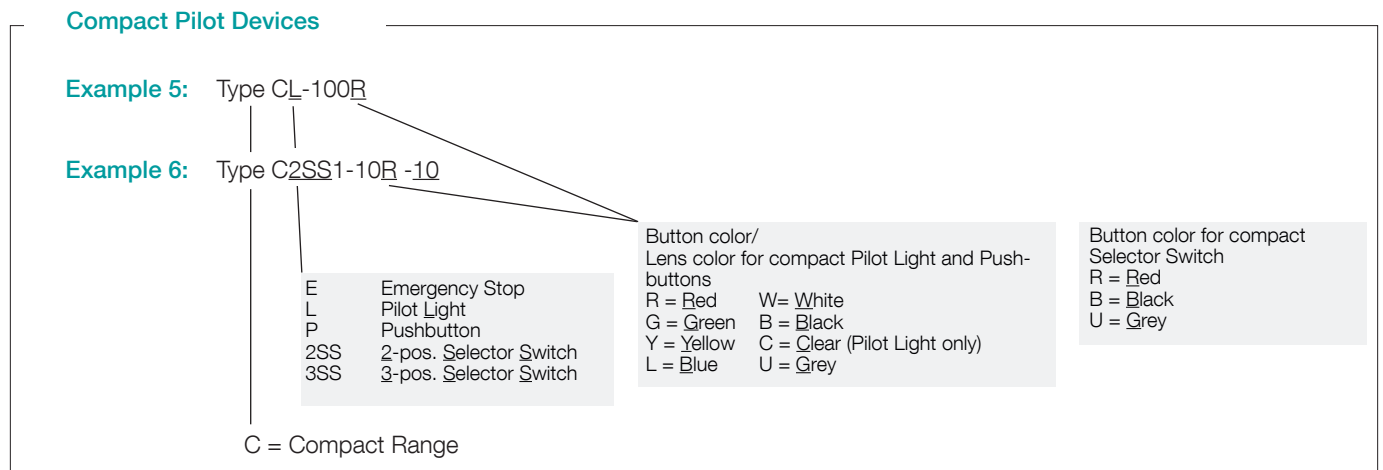
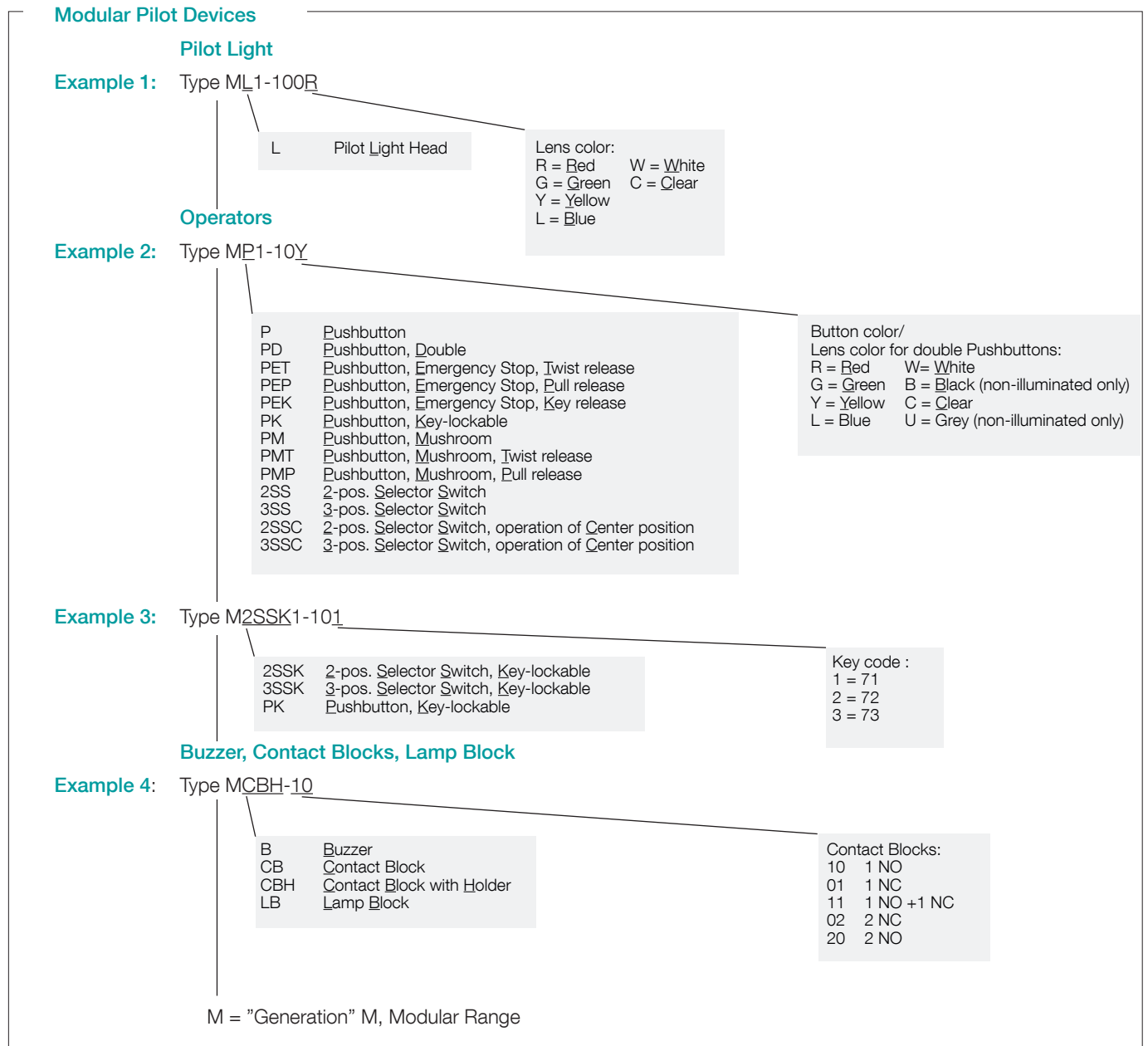
Besides the IP symbol, the complete code has two figures followed (optionally) by two additional letters. A short description of the elements used in IP coding is given below.

IP... code	Figures or Letters	Specifications for installation protection	Protection of Persons
First Figure		Against ingress of foreign bodies	Against access to hazardous parts with:
	0	No protection	No protection
	1	Diameter > 50 mm	Back of hand
	2	Diameter > 12.5 mm	Finger
	3	Diameter > 2.5 mm	Tool
	4	Diameter > 1 mm	Wire
	5	Limited protection against dust	Wire
	6	Total protection against dust	Wire
Second Figure		Against entrance of water having a harmful effect	
	0	No protection	
	1	Vertical dripping	
	2	Dripping at a vertical angle of < 15°	
	3	Rain at a vertical angle of < 60°	
	4	Splashing	
	5	Low pressure water jet	
	6	Powerful water jets	
	7	Temporary immersion	
	8	Permanent immersion	
	9K*	High Pressure, High Temperature washdown	

Note: The type of enclosure or cubicle in which the equipment must be installed prevails with respect to the degree of protection.

*1 According to DIN 400 50-9

Explanation of Type Codes



Index

Type - Order Code

Type	Order Code	Page	Type	Order Code	Page	Type	Order Code	Page
C2SS1-10-01	1SFA 619 200 R104	46	CL-501R	1SFA 619 402 R5011	50	CP2-10-11	1SFA 619 101 R107	45
C2SS1-10-02	1SFA 619 200 R105	46	CL-501W	1SFA 619 402 R5015	50	CP2-10-20	1SFA 619 101 R102	45
C2SS1-10-10	1SFA 619 200 R101	46	CL-501Y	1SFA 619 402 R5013	50	CP2-11G-10	1SFA 619 101 R1112	48
C2SS1-10-11	1SFA 619 200 R107	46	CL-502G	1SFA 619 402 R5022	50	CP2-11R-01	1SFA 619 101 R1141	48
C2SS1-10-20	1SFA 619 200 R102	46	CL-502L	1SFA 619 402 R5024	50	CP2-11R-10	1SFA 619 101 R1111	48
C2SS2-10-01	1SFA 619 201 R104	46	CL-502R	1SFA 619 402 R5021	50	CP2-11Y-10	1SFA 619 101 R1113	48
C2SS2-10-02	1SFA 619 201 R105	46	CL-502W	1SFA 619 402 R5025	50	CP2-12G-10	1SFA 619 101 R1212	48
C2SS2-10-10	1SFA 619 201 R101	46	CL-502Y	1SFA 619 402 R5023	50	CP2-12R-01	1SFA 619 101 R1241	48
C2SS2-10-11	1SFA 619 201 R107	46	CL-504G	1SFA 619 402 R5042	50	CP2-12R-10	1SFA 619 101 R1211	48
C2SS2-10-20	1SFA 619 201 R102	46	CL-504L	1SFA 619 402 R5044	50	CP2-12Y-10	1SFA 619 101 R1213	48
C2SS3-10-01	1SFA 619 202 R104	46	CL-504R	1SFA 619 402 R5041	50	CP2-13G-10	1SFA 619 101 R1312	49
C2SS3-10-02	1SFA 619 202 R105	46	CL-504W	1SFA 619 402 R5045	50	CP2-13R-01	1SFA 619 101 R1341	49
C2SS3-10-10	1SFA 619 202 R101	46	CL-504Y	1SFA 619 402 R5043	50	CP2-13R-10	1SFA 619 101 R1311	49
C2SS3-10-11	1SFA 619 202 R107	46	CL-505G	1SFA 619 402 R5052	50	CP2-13Y-10	1SFA 619 101 R1313	49
C2SS3-10-20	1SFA 619 202 R102	46	CL-505L	1SFA 619 402 R5054	50	CP3-10-01	1SFA 619 102 R104	45
C3SS1-10-02	1SFA 619 210 R105	46	CL-505R	1SFA 619 402 R5051	50	CP3-10-02	1SFA 619 102 R105	45
C3SS1-10-11	1SFA 619 210 R107	46	CL-505W	1SFA 619 402 R5055	50	CP3-10-10	1SFA 619 102 R101	45
C3SS1-10-20	1SFA 619 210 R102	46	CL-505Y	1SFA 619 402 R5053	50	CP3-10-11	1SFA 619 102 R107	45
C3SS2-10-02	1SFA 619 211 R105	46	CL-513G	1SFA 619 402 R5132	50	CP3-10-20	1SFA 619 102 R102	45
C3SS2-10-11	1SFA 619 211 R107	46	CL-513L	1SFA 619 402 R5134	50	CP3-11G-10	1SFA 619 102 R1112	48
C3SS2-10-20	1SFA 619 211 R102	46	CL-513R	1SFA 619 402 R5131	50	CP3-11R-01	1SFA 619 102 R1141	48
C3SS3-10-02	1SFA 619 212 R105	46	CL-513W	1SFA 619 402 R5135	50	CP3-11R-10	1SFA 619 102 R1111	48
C3SS3-10-11	1SFA 619 212 R107	46	CL-513Y	1SFA 619 402 R5133	50	CP3-11Y-10	1SFA 619 102 R1113	48
C3SS3-10-20	1SFA 619 212 R102	46	CL-515G	1SFA 619 402 R5152	50	CP3-12G-10	1SFA 619 102 R1212	48
C3SS7-10-02	1SFA 619 216 R105	46	CL-515L	1SFA 619 402 R5154	50	CP3-12R-01	1SFA 619 102 R1241	48
C3SS7-10-11	1SFA 619 216 R107	46	CL-515R	1SFA 619 402 R5151	50	CP3-12R-10	1SFA 619 102 R1211	48
C3SS7-10-20	1SFA 619 216 R102	46	CL-515W	1SFA 619 402 R5155	50	CP3-12Y-10	1SFA 619 102 R1213	48
CA1-8075	1SFA 616 920 R8075	54	CL-515Y	1SFA 619 402 R5153	50	CP3-13G-10	1SFA 619 102 R1312	49
CA1-8077	1SFA 619 920 R8077	54	CL-520G	1SFA 619 402 R5202	50	CP3-13R-01	1SFA 619 102 R1341	49
CA1-8078	1SFA 619 920 R8078	54	CL-520L	1SFA 619 402 R5204	50	CP3-13R-10	1SFA 619 102 R1311	49
CA1-8080	1SFA 619 920 R8080	54	CL-520R	1SFA 619 402 R5201	50	CP3-13Y-10	1SFA 619 102 R1313	49
CA6-1026	1SFA 619 930 R102	74	CL-520W	1SFA 619 402 R5205	50	CP33-10B-01	1SFA 619 132 R1046	45
CA6-1027	1SFA 619 930 R1027	74	CL-520Y	1SFA 619 402 R5203	50	CP4-10-01	1SFA 619 103 R104	45
CE3K1-10B-11	1SFA 619 502 R1076	47	CL-523G	1SFA 619 402 R5232	51	CP4-10-02	1SFA 619 103 R105	45
CE3K1-10R-02	1SFA 619 502 R1051	47	CL-523L	1SFA 619 402 R5234	51	CP4-10-10	1SFA 619 103 R101	45
CE3K1-10R-11	1SFA 619 502 R1071	47	CL-523R	1SFA 619 402 R5231	51	CP4-10-11	1SFA 619 103 R107	45
CE3P-10B-11	1SFA 619 501 R1076	47	CL-523W	1SFA 619 402 R5235	51	CP4-10-20	1SFA 619 103 R102	45
CE3P-10R-02	1SFA 619 501 R1051	47	CL-523Y	1SFA 619 402 R5233	51	CP4-11G-10	1SFA 619 103 R1112	48
CE3P-10R-11	1SFA 619 501 R1071	47	CL-530G	1SFA 619 402 R5302	51	CP4-11R-01	1SFA 619 103 R1141	48
CE3T-10B-11	1SFA 619 500 R1076	47	CL-530L	1SFA 619 402 R5304	51	CP4-11R-10	1SFA 619 103 R1111	48
CE3T-10R-01	1SFA 619 500 R1041	47	CL-530R	1SFA 619 402 R5301	51	CP4-11Y-10	1SFA 619 103 R1113	48
CE3T-10R-02	1SFA 619 500 R1051	47	CL-530W	1SFA 619 402 R5305	51	CP4-12G-10	1SFA 619 103 R1212	49
CE3T-10R-11	1SFA 619 500 R1071	47	CL-530Y	1SFA 619 402 R5303	51	CP4-12R-01	1SFA 619 103 R1241	49
CE4K1-10B-11	1SFA 619 552 R1076	47	CL-541G	1SFA 619 402 R5412	51	CP4-12R-10	1SFA 619 103 R1211	49
CE4K1-10R-02	1SFA 619 552 R1051	47	CL-541L	1SFA 619 402 R5414	51	CP4-12Y-10	1SFA 619 103 R1213	49
CE4K1-10R-11	1SFA 619 552 R1071	47	CL-541R	1SFA 619 402 R5411	51	CP4-13G-10	1SFA 619 103 R1312	49
CE4P-10B-11	1SFA 619 551 R1076	47	CL-541W	1SFA 619 402 R5415	51	CP4-13R-01	1SFA 619 103 R1341	49
CE4P-10R-02	1SFA 619 551 R1051	47	CL-541Y	1SFA 619 402 R5413	51	CP4-13R-10	1SFA 619 103 R1311	49
CE4P-10R-11	1SFA 619 551 R1071	47	CP1-10-01	1SFA 619 100 R104	45	CP4-13Y-10	1SFA 619 103 R1313	49
CE4T-10B-11	1SFA 619 550 R1076	47	CP1-10-02	1SFA 619 100 R105	45	CPM3-10B-11	1SFA 619 126 R1076	49
CE4T-10R-01	1SFA 619 550 R1041	47	CP1-10-10	1SFA 619 100 R101	45	CPM3-10G-11	1SFA 619 126 R1072	49
CE4T-10R-02	1SFA 619 550 R1051	47	CP1-10-11	1SFA 619 100 R107	45	CPM3-10L-11	1SFA 619 126 R1074	49
CE4T-10R-11	1SFA 619 550 R1071	47	CP1-10-20	1SFA 619 100 R102	45	CPM3-10R-11	1SFA 619 126 R1071	49
CEP1-1001	1SFA 619 811 R1001	65	CP11-10W-10	1SFA 619 110 R1015	45	CPM3-10Y-11	1SFA 619 126 R1073	49
CEP1-1002	1SFA 619 811 R1002	65	CP1-11G-10	1SFA 619 100 R1112	48	KA1-8002	1SFA 616 920 R8002	37
CEP1-2001	1SFA 619 811 R2001	65	CP1-11R-01	1SFA 619 100 R1141	48	KA1-8002	1SFA 616 920 R8002	54
CEP1-2002	1SFA 619 811 R2002	65	CP1-11R-10	1SFA 619 100 R1111	48	KA1-8005	1SFA 616 920 R8005	29
CEPY1-1001	1SFA 619 821 R1001	65	CP1-11Y-10	1SFA 619 100 R1113	48	KA1-8005	1SFA 616 920 R8005	54
CEPY1-1002	1SFA 619 821 R1002	65	CP1-12G-10	1SFA 619 100 R1212	48	KA1-8010	1SFA 616 920 R8010	37
CEPY1-1006	1SFA 619 821 R1006	65	CP1-12R-01	1SFA 619 100 R1241	48	KA1-8010	1SFA 616 920 R8010	54
CEPY1-2001	1SFA 619 821 R2001	65	CP1-12R-10	1SFA 619 100 R1211	48	KA1-8021	1SFA 616 920 R8021	37
CEPY1-2002	1SFA 619 821 R2002	65	CP1-12Y-10	1SFA 619 100 R1213	48	KA1-8021	1SFA 616 920 R8021	54
CL-100C	1SFA 619 402 R1008	51	CP1-13G-10	1SFA 619 100 R1312	49	KA1-8022	1SFA 616 920 R8022	37
CL-100G	1SFA 619 402 R1002	51	CP1-13R-01	1SFA 619 100 R1341	49	KA1-8022	1SFA 616 920 R8022	54
CL-100L	1SFA 619 402 R1004	51	CP1-13R-10	1SFA 619 100 R1311	49	KA1-8024	1SFA 616 920 R8024	37
CL-100R	1SFA 619 402 R1001	51	CP1-13Y-10	1SFA 619 100 R1313	49	KA1-8027	1SFA 616 920 R8027	36
CL-100W	1SFA 619 402 R1005	51	CP12-10W-10	1SFA 619 120 R1015	45	KA1-8028	1SFA 616 920 R8028	36
CL-100Y	1SFA 619 402 R1003	51	CP2-10-01	1SFA 619 101 R104	45	KA1-8029	1SFA 616 920 R8029	36
CL-501G	1SFA 619 402 R5012	50	CP2-10-02	1SFA 619 101 R105	45	KA1-8029	1SFA 616 920 R8029	54
CL-501L	1SFA 619 402 R5014	50	CP2-10-10	1SFA 619 101 R101	45	KA1-8030	1SFA 616 920 R8030	36

Index

Type - Order Code

Type	Order Code	Page	Type	Order Code	Page	Type	Order Code	Page
KA1-8030	1SFA 616 920 R8030	54	KA2-2024	1SFA 616 921 R2024	52	KA2-2234	1SFA 616 921 R2234	53
KA1-8031	1SFA 616 920 R8031	40	KA2-2025	1SFA 616 921 R2025	38	KA2-2235	1SFA 616 921 R2235	39
KA1-8032	1SFA 616 920 R8032	40	KA2-2025	1SFA 616 921 R2025	52	KA2-2235	1SFA 616 921 R2235	53
KA1-8033	1SFA 616 920 R8033	40	KA2-2031	1SFA 616 921 R2031	38	KA3-1018	1SFA 616 922 R1018	80
KA1-8034	1SFA 616 920 R8034	40	KA2-2031	1SFA 616 921 R2031	52	KA3-1028	1SFA 616 922 R1028	80
KA1-8035	1SFA 616 920 R8035	40	KA2-2032	1SFA 616 921 R2032	38	KA3-1118	1SFA 616 922 R1118	80
KA1-8038	1SFA 616 920 R8038	40	KA2-2032	1SFA 616 921 R2032	52	KA3-1148	1SFA 616 922 R1148	80
KA1-8045	1SFA 616 920 R 8045	63	KA2-2033	1SFA 616 921 R2033	38	KA4-1021	1SFA 616 923 R1028	79
KA1-8046	1SFA 616 920 R8046	28	KA2-2033	1SFA 616 921 R2033	52	KA4-1021	1SFA 616 924 R1021	79
KA1-8047	1SFA 616 920 R8047	28	KA2-2034	1SFA 616 921 R2034	38	KA4-1022	1SFA 616 924 R1022	79
KA1-8052	1SFA 616 920 R8052	37	KA2-2034	1SFA 616 921 R2034	52	KA4-1023	1SFA 616 924 R1023	79
KA1-8052	1SFA 616 920 R8052	54	KA2-2035	1SFA 616 921 R2035	38	KA4-1024	1SFA 616 924 R1024	79
KA1-8072	1SFA 616 920 R8072	36	KA2-2035	1SFA 616 921 R2035	52	KA4-1025	1SFA 616 924 R1025	79
KA1-8072	1SFA 616 920 R8072	39	KA2-2041	1SFA 616 921 R2041	38	KA4-1118	1SFA 616 923 R1118	79
KA1-8072	1SFA 616 920 R8072	53	KA2-2041	1SFA 616 921 R2041	52	KA4-1148	1SFA 616 923 R1148	79
KA1-8072	1SFA 616 920 R8072	54	KA2-2042	1SFA 616 921 R2042	38	KA70-1001	1SFA 616 077 R1001	79
KA1-8073	1SFA 616 920 R8073	36	KA2-2042	1SFA 616 921 R2042	52	KA70-1002	1SFA 616 077 R1002	79
KA1-8073	1SFA 616 920 R8073	54	KA2-2043	1SFA 616 921 R2043	38	KA70-1011	1SFA 616 077 R1011	79
KA1-8077	1SFA 616 920 R8077	37	KA2-2043	1SFA 616 921 R2043	52	KA70-1012	1SFA 616 077 R1012	79
KA1-8079	1SFA 616 920 R8079	37	KA2-2044	1SFA 616 921 R2044	38	KA70-1013	1SFA 616 077 R1013	79
KA1-8080	1SFA 616 920 R8080	37	KA2-2044	1SFA 616 921 R2044	52	KA70-1021	1SFA 616 077 R1021	79
KA1-8081	1SFA 616 920 R8081	40	KA2-2045	1SFA 616 921 R2045	38	KA70-1022	1SFA 616 077 R1022	79
KA1-8082	1SFA 616 920 R8082	40	KA2-2045	1SFA 616 921 R2045	52	KA70-1023	1SFA 616 077 R1023	79
KA1-8083	1SFA 616 920 R8083	40	KA2-2051	1SFA 616 921 R2051	38	KA70-1031	1SFA 616 077 R1031	79
KA1-8084	1SFA 616 920 R8084	40	KA2-2051	1SFA 616 921 R2051	52	KA70-1032	1SFA 616 077 R1032	79
KA1-8085	1SFA 616 920 R8085	40	KA2-2052	1SFA 616 921 R2052	38	KA70-1033	1SFA 616 077 R1033	79
KA1-8086	1SFA 616 920 R8086	40	KA2-2052	1SFA 616 921 R2052	52	KA70-1034	1SFA 616 077 R1034	79
KA1-8087	1SFA 616 920 R8087	40	KA2-2053	1SFA 616 921 R2053	38	KASB-100	1SFA 616 087 R1000	80
KA1-8087	1SFA 616 920 R8087	54	KA2-2053	1SFA 616 921 R2053	52	KB1-4010	1SFA 616 401 R4010	27
KA1-8088	1SFA 616 920 R8088	40	KA2-2054	1SFA 616 921 R2054	38	KB1-4030	1SFA 616 401 R4030	27
KA1-8091	1SFA 616 920 R8091	40	KA2-2054	1SFA 616 921 R2054	52	KB1-4040	1SFA 616 401 R4040	27
KA1-8092	1SFA 616 920 R8092	40	KA2-2055	1SFA 616 921 R2055	38	KB1-4110	1SFA 616 401 R4110	27
KA1-8093	1SFA 616 920 R8093	40	KA2-2055	1SFA 616 921 R2055	52	KB1-4130	1SFA 616 401 R4130	27
KA1-8094	1SFA 616 920 R8094	40	KA2-2131	1SFA 616 921 R2131	38	KB1-4140	1SFA 616 401 R4140	27
KA1-8095	1SFA 616 920 R8095	40	KA2-2131	1SFA 616 921 R2131	52	KB70-1201	1SFA 616 071 R1201	79
KA1-8096	1SFA 616 920 R8096	40	KA2-2132	1SFA 616 921 R2132	38	KB70-3001	1SFA 616 071 R3001	79
KA1-8097	1SFA 616 920 R8097	40	KA2-2132	1SFA 616 921 R2132	52	KB70-3101	1SFA 616 071 R3101	79
KA1-8097	1SFA 616 920 R8097	54	KA2-2133	1SFA 616 921 R2133	38	KEM1-0	SK 616 701-AA	64
KA1-8098	1SFA 616 920 R8098	40	KA2-2133	1SFA 616 921 R2133	52	KEM2-0	SK 616 702-AA	64
KA1-8101	1SFA 616 920 R8101	40	KA2-2134	1SFA 616 921 R2134	38	KEM3-0	SK 616 703-AA	64
KA1-8102	1SFA 616 920 R8102	40	KA2-2134	1SFA 616 921 R2134	52	KEM4-0	SK 616 704-AA	64
KA1-8103	1SFA 616 920 R8103	40	KA2-2135	1SFA 616 921 R2135	38	KEM6-0	SK 616 706-AA	64
KA1-8104	1SFA 616 920 R8104	40	KA2-2135	1SFA 616 921 R2135	52	KL40-401C	1SFA 616 070 R4018	78
KA1-8105	1SFA 616 920 R8105	40	KA2-2141	1SFA 616 921 R2141	38	KL70-113C	1SFA 616 070 R1138	78
KA1-8108	1SFA 616 920 R8108	40	KA2-2141	1SFA 616 921 R2141	52	KL70-113G	1SFA 616 070 R1132	78
KA1-8111	1SFA 616 920 R8111	40	KA2-2142	1SFA 616 921 R2142	38	KL70-113L	1SFA 616 070 R1134	78
KA1-8112	1SFA 616 920 R8112	40	KA2-2142	1SFA 616 921 R2142	52	KL70-113R	1SFA 616 070 R1131	78
KA1-8113	1SFA 616 920 R8113	40	KA2-2143	1SFA 616 921 R2143	38	KL70-113Y	1SFA 616 070 R1133	78
KA1-8114	1SFA 616 920 R8114	40	KA2-2143	1SFA 616 921 R2143	52	KL70-123C	1SFA 616 070 R1238	78
KA1-8115	1SFA 616 920 R8115	40	KA2-2144	1SFA 616 921 R2144	38	KL70-123G	1SFA 616 070 R1232	78
KA1-8118	1SFA 616 920 R8118	40	KA2-2144	1SFA 616 921 R2144	52	KL70-123L	1SFA 616 070 R1234	78
KA1-8120	1SFA 616 920 R8120	67	KA2-2145	1SFA 616 921 R2145	38	KL70-123R	1SFA 616 070 R1231	78
KA1-8121	1SFA 616 920 R8121	67	KA2-2145	1SFA 616 921 R2145	52	KL70-123Y	1SFA 616 070 R1233	78
KA2-2011	1SFA 616 921 R2011	38	KA2-2221	1SFA 616 921 R2221	38	KL70-203C	1SFA 616 070 R2038	78
KA2-2011	1SFA 616 921 R2011	52	KA2-2221	1SFA 616 921 R2221	52	KL70-203G	1SFA 616 070 R2032	78
KA2-2012	1SFA 616 921 R2012	38	KA2-2222	1SFA 616 921 R2222	38	KL70-203L	1SFA 616 070 R2034	78
KA2-2012	1SFA 616 921 R2012	52	KA2-2222	1SFA 616 921 R2222	52	KL70-203R	1SFA 616 070 R2031	78
KA2-2013	1SFA 616 921 R2013	38	KA2-2223	1SFA 616 921 R2223	38	KL70-203Y	1SFA 616 070 R2033	78
KA2-2013	1SFA 616 921 R2013	52	KA2-2223	1SFA 616 921 R2223	52	KL70-305C	1SFA 616 070 R3058	78
KA2-2014	1SFA 616 921 R2014	38	KA2-2224	1SFA 616 921 R2224	38	KL70-305G	1SFA 616 070 R3052	78
KA2-2014	1SFA 616 921 R2014	52	KA2-2224	1SFA 616 921 R2224	52	KL70-305L	1SFA 616 070 R3054	78
KA2-2015	1SFA 616 921 R2015	38	KA2-2225	1SFA 616 921 R2225	38	KL70-305R	1SFA 616 070 R3051	78
KA2-2015	1SFA 616 921 R2015	52	KA2-2225	1SFA 616 921 R2225	52	KL70-305Y	1SFA 616 070 R3053	78
KA2-2021	1SFA 616 921 R2021	38	KA2-2231	1SFA 616 921 R2231	39	KL70-306C	1SFA 616 070 R3068	78
KA2-2021	1SFA 616 921 R2021	52	KA2-2231	1SFA 616 921 R2231	53	KL70-306G	1SFA 616 070 R3062	78
KA2-2022	1SFA 616 921 R2022	38	KA2-2232	1SFA 616 921 R2232	39	KL70-306L	1SFA 616 070 R3064	78
KA2-2022	1SFA 616 921 R2022	52	KA2-2232	1SFA 616 921 R2232	53	KL70-306R	1SFA 616 070 R3061	78
KA2-2023	1SFA 616 921 R2023	38	KA2-2233	1SFA 616 921 R2233	39	KL70-306Y	1SFA 616 070 R3063	78
KA2-2023	1SFA 616 921 R2023	52	KA2-2233	1SFA 616 921 R2233	53	KL70-307C	1SFA 616 070 R3078	78
KA2-2024	1SFA 616 921 R2024	38	KA2-2234	1SFA 616 921 R2234	39	KL70-307G	1SFA 616 070 R3072	78

Index

Type - Order Code

Type	Order Code	Page	Type	Order Code	Page	Type	Order Code	Page
KL70-307L	1SFA 616 070 R3074	78	KSB-123G	1SFA 616 080 R1232	80	KTC2-9011	1SFA 616 902 R9011	72
KL70-307R	1SFA 616 070 R3071	78	KSB-123L	1SFA 616 080 R1234	80	KTC2-9014	1SFA 616 902 R9014	72
KL70-307Y	1SFA 616 070 R3073	78	KSB-123R	1SFA 616 080 R1231	80	KTC2-9015	1SFA 616 902 R9015	72
KL70-342C	1SFA 616 070 R3428	78	KSB-123Y	1SFA 616 080 R1233	80	KTC2-9016	1SFA 616 902 R9016	72
KL70-342G	1SFA 616 070 R3422	78	KSB-203C	1SFA 616 080 R2038	80	KTC2-9017	1SFA 616 902 R9017	72
KL70-342L	1SFA 616 070 R3424	78	KSB-203G	1SFA 616 080 R2032	80	KTC2-9018	1SFA 616 902 R9018	73
KL70-342R	1SFA 616 070 R3421	78	KSB-203L	1SFA 616 080 R2034	80	KTC2-9019	1SFA 616 902 R9019	73
KL70-342Y	1SFA 616 070 R3423	78	KSB-203R	1SFA 616 080 R2031	80	KTC2-9020	1SFA 616 902 R9020	73
KL70-352C	1SFA 616 070 R3528	78	KSB-203Y	1SFA 616 080 R2033	80	KTC2-9021	1SFA 616 902 R9021	73
KL70-352G	1SFA 616 070 R3522	78	KSB-305G	1SFA 616 080 R3052	80	KTC2-9022	1SFA 616 902 R9022	73
KL70-352L	1SFA 616 070 R3524	78	KSB-305R	1SFA 616 080 R3051	80	KTC2-9023	1SFA 616 902 R9023	73
KL70-352R	1SFA 616 070 R3521	78	KSB-305Y	1SFA 616 080 R3053	80	KTC2-9024	1SFA 616 902 R9024	73
KL70-352Y	1SFA 616 070 R3523	78	KSB-306G	1SFA 616 080 R3062	80	KTC2-9025	1SFA 616 902 R9025	73
KL70-401G	1SFA 616 070 R4012	78	KSB-306R	1SFA 616 080 R3061	80	KTC2-9026	1SFA 616 902 R9026	73
KL70-401L	1SFA 616 070 R4014	78	KSB-306Y	1SFA 616 080 R3063	80	KTC2-9027	1SFA 616 902 R9027	73
KL70-401R	1SFA 616 070 R4011	78	KSB-307G	1SFA 616 080 R3072	80	KTC2-9028	1SFA 616 902 R9011	72
KL70-401Y	1SFA 616 070 R4013	78	KSB-307R	1SFA 616 080 R3071	80	KTC3-1019	1SFA 616 903 R1019	71
KP6-40B	1SFA 616 105 R4006	17	KSB-307Y	1SFA 616 080 R3073	80	KTC3-1020	1SFA 616 903 R1020	71
KP6-40B-01	1SFA 616 105 R4046	17	KSB-401C	1SFA 616 080 R4018	80	KTC3-1025	1SFA 616 903 R1025	71
KP6-40B-02	1SFA 616 105 R4056	17	KSB-401G	1SFA 616 080 R4012	80	KTC3-1031	1SFA 616 903 R1031	71
KP6-40B-10	1SFA 616 105 R4016	17	KSB-401L	1SFA 616 080 R4014	80	KTC3-1039	1SFA 616 903 R1039	71
KP6-40B-11	1SFA 616 105 R4076	17	KSB-401R	1SFA 616 080 R4011	80	KTC3-9000	1SFA 616 903 R9000	71
KP6-40B-20	1SFA 616 105 R4026	17	KSB-401Y	1SFA 616 080 R4013	80	KTC3-9000-L	1SFA 616 903 L9000	71
KP6-40G	1SFA 616 105 R4002	17	KT-100B	1SFA 616 410 R1006	27	KTC3-9002	1SFA 616 903 R9002	72
KP6-40R	1SFA 616 105 R4001	17	KT-300B	1SFA 616 410 R3006	27	KTC3-9003	1SFA 616 903 R9003	72
KPR1-100B	1SFA 616 160 R1006	28	KT70-1001	1SFA 616 075 R1001	79	KTC3-9004	1SFA 616 903 R9004	72
KPR1-100G	1SFA 616 160 R1002	28	KT70-1002	1SFA 616 075 R1002	79	KTC3-9005	1SFA 616 903 R9005	72
KPR1-100L	1SFA 616 160 R1004	28	KTC1-1019	1SFA 616 901 R1019	71	KTC3-9006	1SFA 616 903 R9006	73
KPR1-100R	1SFA 616 160 R1001	28	KTC1-1020	1SFA 616 901 R1020	71	KTC3-9009	1SFA 616 903 R9009	71
KPR1-100W	1SFA 616 160 R1005	28	KTC1-1025	1SFA 616 901 R1025	71	KTC4-1047	1SFA 616 904 R1047	71
KPR1-100Y	1SFA 616 160 R1003	28	KTC1-1031	1SFA 616 901 R1031	71	KTC4-9004	1SFA 616 904 R9004	72
KPR1-101L	1SFA 616 160 R1014	28	KTC1-1039	1SFA 616 901 R1039	71	KTC4-9012	1SFA 616 904 R9012	72
KPR1-101W	1SFA 616 160 R1015	28	KTC1-9000	1SFA 616 901 R9000	71	KTC5-1040	1SFA 616 905 R1040	71
KPR1-102W	1SFA 616 160 R1025	28	KTC1-9000-L	1SFA 616 901 L9000	71	KTC5-1047	1SFA 616 905 R1047	71
KPR1-103G	1SFA 616 160 R1032	28	KTC1-9002	1SFA 616 901 R9002	72	KTC5-9004	1SFA 616 905 R9004	72
KPR1-103W	1SFA 616 160 R1035	28	KTC1-9003	1SFA 616 901 R9003	72	KTC6-1039	1SFA 616 906 R1039	71
KPR1-104B	1SFA 616 160 R1046	28	KTC1-9004	1SFA 616 901 R9004	72	KTC6-1042	1SFA 616 906 R1042	71
KPR2-100B	1SFA 616 161 R1006	28	KTC1-9005	1SFA 616 901 R9005	72	KTC6-9002	1SFA 616 906 R9002	72
KPR2-100R	1SFA 616 161 R1001	28	KTC1-9006	1SFA 616 901 R9006	73	KTC6-9003	1SFA 616 906 R9003	72
KPR2-100W	1SFA 616 161 R1005	28	KTC1-9009	1SFA 616 901 R9009	71	KTC6-9011	1SFA 616 906 R9011	72
KPR2-105B	1SFA 616 161 R1056	28	KTC1-9011	1SFA 616 901 R9011	72	KTC8-1039	1SFA 616 908 R1039	71
KPR2-105R	1SFA 616 161 R1051	28	KTC1-9012	1SFA 616 901 R9012	72	KTC8-9002	1SFA 616 908 R9002	72
KPR3-100B	1SFA 616 162 R1006	28	KTC1-9014	1SFA 616 901 R9014	72	KTC8-9003	1SFA 616 908 R9003	72
KPR3-100G	1SFA 616 162 R1002	28	KTC1-9015	1SFA 616 901 R9015	72	KTC8-9004	1SFA 616 908 R9004	72
KPR3-100L	1SFA 616 162 R1004	28	KTC1-9016	1SFA 616 901 R9016	72	KTC8-9005	1SFA 616 908 R9005	72
KPR3-100R	1SFA 616 162 R1001	28	KTC1-9017	1SFA 616 901 R9017	72	KTC8-9009	1SFA 616 908 R9009	71
KPR3-100W	1SFA 616 162 R1005	28	KTC1-9018	1SFA 616 901 R9018	73	KTC8-9011	1SFA 616 908 R9011	72
KPR3-100Y	1SFA 616 162 R1003	28	KTC1-9019	1SFA 616 901 R9019	73	KTC8-9012	1SFA 616 908 R9012	72
KPR3-101L	1SFA 616 162 R1014	28	KTC1-9020	1SFA 616 901 R9020	73	KTC8-9014	1SFA 616 908 R9014	72
KPR3-101W	1SFA 616 162 R1015	28	KTC1-9021	1SFA 616 901 R9021	73	KTC8-9015	1SFA 616 908 R9016	72
KPR3-102W	1SFA 616 162 R1025	28	KTC1-9022	1SFA 616 901 R9022	73	KTC8-9016	1SFA 616 908 R9016	72
KPR3-103G	1SFA 616 162 R1032	28	KTC1-9023	1SFA 616 901 R9023	73	KTC8-9017	1SFA 616 908 R9017	72
KPR3-103W	1SFA 616 162 R1035	28	KTC1-9024	1SFA 616 901 R9024	73	KTC8-9018	1SFA 616 908 R9018	73
KPR3-104B	1SFA 616 162 R1046	28	KTC1-9025	1SFA 616 901 R9025	73	KTC8-9019	1SFA 616 908 R9019	73
KPR4-100B	1SFA 616 163 R1006	28	KTC1-9026	1SFA 616 901 R9026	73	KTC8-9020	1SFA 616 908 R9020	73
KPR4-100R	1SFA 616 163 R1001	28	KTC1-9027	1SFA 616 901 R9027	73	KTC8-9021	1SFA 616 908 R9021	73
KPR4-100W	1SFA 616 163 R1005	28	KTC1-9028	1SFA 616 901 R9028	72	KTC8-9022	1SFA 616 908 R9022	73
KPR4-105B	1SFA 616 163 R1056	28	KTC2-1019	1SFA 616 902 R1019	71	KTC8-9023	1SFA 616 908 R9023	73
KPR4-105R	1SFA 616 163 R1051	28	KTC2-1020	1SFA 616 902 R1020	71	KTC8-9024	1SFA 616 908 R9024	73
KS70-1104	1SFA 616 073 R1104	79	KTC2-1025	1SFA 616 902 R1025	71	KTC8-9025	1SFA 616 908 R9025	73
KS70-1204	1SFA 616 073 R1204	79	KTC2-1031	1SFA 616 902 R1031	71	KTC8-9026	1SFA 616 908 R9026	73
KS70-2002	1SFA 616 073 R2002	79	KTC2-1040	1SFA 616 902 R1040	71	KTC8-9027	1SFA 616 908 R9027	73
KS70-2004	1SFA 616 073 R2004	79	KTC2-9000	1SFA 616 902 R9000	71	KTC8-9028	1SFA 616 908 R9028	72
KS70-3004	1SFA 616 073 R3004	79	KTC2-9000-L	1SFA 616 902 L9000	71	KTC9-1040	1SFA 616 909 R1040	71
KSB-113C	1SFA 616 080 R1138	80	KTC2-9002	1SFA 616 902 R9002	72	KTC9-9009	1SFA 616 909 R9009	71
KSB-113G	1SFA 616 080 R1132	80	KTC2-9003	1SFA 616 902 R9003	72	KTR1-1001	1SFA 616 950 R1001	35
KSB-113L	1SFA 616 080 R1134	80	KTC2-9004	1SFA 616 902 R9004	72	KTR1-1002	1SFA 616 950 R1002	35
KSB-113R	1SFA 616 080 R1131	80	KTC2-9005	1SFA 616 902 R9005	72	KTR1-1003	1SFA 616 950 R1003	35
KSB-113Y	1SFA 616 080 R1133	80	KTC2-9006	1SFA 616 902 R9006	73	KTR1-1004	1SFA 616 950 R1004	35
KSB-123C	1SFA 616 080 R1238	80	KTC2-9009	1SFA 616 902 R9009	71	KTR1-1005	1SFA 616 950 R1005	35

Index

Type - Order Code

Type	Order Code	Page	Type	Order Code	Page	Type	Order Code	Page
KTR1-1011	1SFA 616 950 R1011	35	M2SSK3-102	1SFA 611 282 R1002	26	M3SS7-11G	1SFA 611 216 R1102	24
KTR1-1012	1SFA 616 950 R1012	35	M2SSK3-103	1SFA 611 282 R1003	26	M3SS7-11L	1SFA 611 216 R1104	24
KTR1-1013	1SFA 616 950 R1013	35	M2SSK3-104	1SFA 611 282 R1004	26	M3SS7-11R	1SFA 611 216 R1101	24
KTR1-1014	1SFA 616 950 R1014	35	M2SSV1-10B	1SFA 611 220 R1006	59	M3SS7-11Y	1SFA 611 216 R1103	24
KTR1-2001	1SFA 616 950 R2001	35	M2SSV1-10R	1SFA 611 220 R1001	59	M3SS8-10B	1SFA 611 217 R1006	21
KTR1-2002	1SFA 616 950 R2002	35	M2SSV1-11G	1SFA 611 220 R1102	59	M3SS8-10R	1SFA 611 217 R1001	21
KTR1-2003	1SFA 616 950 R2003	35	M2SSV1-11R	1SFA 611 220 R1101	59	M3SS8-10U	1SFA 611 217 R1007	21
KTR1-2004	1SFA 616 950 R2004	35	M2SSV1-11Y	1SFA 611 220 R1103	59	M3SS8-11C	1SFA 611 217 R1108	25
KTR1-2005	1SFA 616 950 R2005	35	M2SSV2-10B	1SFA 611 221 R1006	59	M3SS8-11G	1SFA 611 217 R1102	25
KTR1-2011	1SFA 616 950 R2011	35	M2SSV2-10R	1SFA 611 221 R1001	59	M3SS8-11L	1SFA 611 217 R1104	25
KTR1-2012	1SFA 616 950 R2012	35	M2SSV2-11G	1SFA 611 221 R1102	59	M3SS8-11R	1SFA 611 217 R1101	25
KTR1-2013	1SFA 616 950 R2013	35	M2SSV2-11R	1SFA 611 221 R1101	59	M3SS8-11Y	1SFA 611 217 R1103	25
KTR1-2014	1SFA 616 950 R2014	35	M2SSV2-11Y	1SFA 611 221 R1103	59	M3SSC1-10B	1SFA 611 250 R1006	22
M2SS1-10B	1SFA 611 200 R1006	20	M2SSV3-10B	1SFA 611 222 R1006	59	M3SSC2-10B	1SFA 611 251 R1006	22
M2SS1-10R	1SFA 611 200 R1001	20	M2SSV3-10R	1SFA 611 222 R1001	59	M3SSC3-10B	1SFA 611 252 R1006	22
M2SS1-10U	1SFA 611 200 R1007	20	M2SSV3-11G	1SFA 611 222 R1102	59	M3SSC4-10B	1SFA 611 253 R1006	22
M2SS1-11C	1SFA 611 200 R1108	23	M2SSV3-11R	1SFA 611 222 R1101	59	M3SSC5-10B	1SFA 611 254 R1006	22
M2SS1-11G	1SFA 611 200 R1102	23	M2SSV3-11Y	1SFA 611 222 R1103	59	M3SSC6-10B	1SFA 611 255 R1006	22
M2SS1-11L	1SFA 611 200 R1104	23	M3SS1-10B	1SFA 611 210 R1006	21	M3SSC7-10B	1SFA 611 256 R1006	22
M2SS1-11R	1SFA 611 200 R1101	23	M3SS1-10R	1SFA 611 210 R1001	21	M3SSC8-10B	1SFA 611 258 R1006	22
M2SS1-11Y	1SFA 611 200 R1103	23	M3SS1-10U	1SFA 611 210 R1007	21	M3SSK1-101	1SFA 611 283 R1001	26
M2SS2-10B	1SFA 611 201 R1006	20	M3SS1-11C	1SFA 611 210 R1108	24	M3SSK1-102	1SFA 611 283 R1002	26
M2SS2-10R	1SFA 611 201 R1001	20	M3SS1-11G	1SFA 611 210 R1102	24	M3SSK1-103	1SFA 611 283 R1003	26
M2SS2-10U	1SFA 611 201 R1007	20	M3SS1-11L	1SFA 611 210 R1104	24	M3SSK1-104	1SFA 611 283 R1004	26
M2SS2-11C	1SFA 611 201 R1108	23	M3SS1-11R	1SFA 611 210 R1101	24	M3SSK2-101	1SFA 611 284 R1001	26
M2SS2-11G	1SFA 611 201 R1102	23	M3SS1-11Y	1SFA 611 210 R1103	24	M3SSK2-102	1SFA 611 284 R1002	26
M2SS2-11L	1SFA 611 201 R1104	23	M3SS2-10B	1SFA 611 211 R1006	21	M3SSK2-103	1SFA 611 284 R1003	26
M2SS2-11R	1SFA 611 201 R1101	23	M3SS2-10R	1SFA 611 211 R1001	21	M3SSK2-104	1SFA 611 284 R1004	26
M2SS2-11Y	1SFA 611 201 R1103	23	M3SS2-10U	1SFA 611 211 R1007	21	M3SSK3-101	1SFA 611 285 R1001	26
M2SS3-10B	1SFA 611 202 R1006	20	M3SS2-11C	1SFA 611 211 R1108	24	M3SSK3-102	1SFA 611 285 R1002	26
M2SS3-10R	1SFA 611 202 R1001	20	M3SS2-11G	1SFA 611 211 R1102	24	M3SSK3-103	1SFA 611 285 R1003	26
M2SS3-10U	1SFA 611 202 R1007	20	M3SS2-11L	1SFA 611 211 R1104	24	M3SSK3-104	1SFA 611 285 R1004	26
M2SS3-11C	1SFA 611 202 R1108	23	M3SS2-11R	1SFA 611 211 R1101	24	M3SSV1-10B	1SFA 611 230 R1006	60
M2SS3-11G	1SFA 611 202 R1102	23	M3SS2-11Y	1SFA 611 211 R1103	24	M3SSV1-10R	1SFA 611 230 R1001	60
M2SS3-11L	1SFA 611 202 R1104	23	M3SS3-10B	1SFA 611 212 R1006	21	M3SSV1-11G	1SFA 611 230 R1102	60
M2SS3-11R	1SFA 611 202 R1101	23	M3SS3-10R	1SFA 611 212 R1001	21	M3SSV1-11R	1SFA 611 230 R1101	60
M2SS3-11Y	1SFA 611 202 R1103	23	M3SS3-10U	1SFA 611 212 R1007	21	M3SSV1-11Y	1SFA 611 230 R1103	60
M2SS4-10B	1SFA 611 203 R1006	20	M3SS3-11C	1SFA 611 212 R1108	24	M3SSV2-10B	1SFA 611 231 R1006	60
M2SS4-10R	1SFA 611 203 R1001	20	M3SS3-11G	1SFA 611 212 R1102	24	M3SSV2-10R	1SFA 611 231 R1001	60
M2SS4-10U	1SFA 611 203 R1007	20	M3SS3-11L	1SFA 611 212 R1104	24	M3SSV2-11G	1SFA 611 231 R1102	60
M2SS4-11C	1SFA 611 203 R1108	23	M3SS3-11R	1SFA 611 212 R1101	24	M3SSV2-11R	1SFA 611 231 R1101	60
M2SS4-11G	1SFA 611 203 R1102	23	M3SS3-11Y	1SFA 611 212 R1103	24	M3SSV2-11Y	1SFA 611 231 R1103	60
M2SS4-11L	1SFA 611 203 R1104	23	M3SS4-10B	1SFA 611 213 R1006	21	M3SSV3-10B	1SFA 611 232 R1006	60
M2SS4-11R	1SFA 611 203 R1101	23	M3SS4-10R	1SFA 611 213 R1001	21	M3SSV3-10R	1SFA 611 232 R1001	60
M2SS4-11Y	1SFA 611 203 R1103	23	M3SS4-10U	1SFA 611 213 R1007	21	M3SSV3-11G	1SFA 611 232 R1102	60
M2SS5-10B	1SFA 611 204 R1006	20	M3SS4-11C	1SFA 611 213 R1108	25	M3SSV3-11R	1SFA 611 232 R1101	60
M2SS5-10R	1SFA 611 204 R1001	20	M3SS4-11G	1SFA 611 213 R1102	25	M3SSV3-11Y	1SFA 611 232 R1103	60
M2SS5-10U	1SFA 611 204 R1007	20	M3SS4-11L	1SFA 611 213 R1104	25	MA16-1000	1SFA 611 940 R1000	70
M2SS5-11C	1SFA 611 204 R1108	23	M3SS4-11R	1SFA 611 213 R1101	25	MA16-1000-L	1SFA 611 940 L1000	70
M2SS5-11G	1SFA 611 204 R1102	23	M3SS4-11Y	1SFA 611 213 R1103	25	MA16-1001	1SFA 611 940 R1001	70
M2SS5-11L	1SFA 611 204 R1104	23	M3SS5-10B	1SFA 611 214 R1006	21	MA16-1001-L	1SFA 611 940 L1001	70
M2SS5-11R	1SFA 611 204 R1101	23	M3SS5-10R	1SFA 611 214 R1001	21	MA1-8001	1SFA 611 920 R8001	36
M2SS5-11Y	1SFA 611 204 R1103	23	M3SS5-10U	1SFA 611 214 R1007	21	MA1-8015	1SFA 611 920 R8015	36
M2SS6-10B	1SFA 611 205 R1006	20	M3SS5-11C	1SFA 611 214 R1108	25	MA1-8015	1SFA 611 920 R8015	54
M2SS6-10R	1SFA 611 205 R1001	20	M3SS5-11G	1SFA 611 214 R1102	25	MA1-8019	1SFA 611 920 R8019	36
M2SS6-10U	1SFA 611 205 R1007	20	M3SS5-11L	1SFA 611 214 R1104	25	MA1-8053	1SFA 611 920 R8053	37
M2SS6-11C	1SFA 611 205 R1108	23	M3SS5-11R	1SFA 611 214 R1101	25	MA1-8074	1SFA 611 920 R8074	36
M2SS6-11G	1SFA 611 205 R1102	23	M3SS5-11Y	1SFA 611 214 R1103	25	MA1-8124	1SFA 611 920 R8124	36
M2SS6-11L	1SFA 611 205 R1104	23	M3SS6-10B	1SFA 611 215 R1006	21	MA1-8124	1SFA 611 920 R8124	54
M2SS6-11R	1SFA 611 205 R1101	23	M3SS6-10R	1SFA 611 215 R1001	21	MA1-8126	1SFA 616 920 R8126	37
M2SS6-11Y	1SFA 611 205 R1103	23	M3SS6-10U	1SFA 611 215 R1007	21	MA1-8128	1SFA 611 920 R8128	37
M2SSK1-101	1SFA 611 280 R1001	26	M3SS6-11C	1SFA 611 215 R1108	25	MA1-8129	1SFA 611 920 R8129	36
M2SSK1-102	1SFA 611 280 R1002	26	M3SS6-11G	1SFA 611 215 R1102	25	MA1-8129	1SFA 611 920 R8129	54
M2SSK1-103	1SFA 611 280 R1003	26	M3SS6-11L	1SFA 611 215 R1104	25	MA1-8129	1SFA 611 920 R8129	63
M2SSK1-104	1SFA 611 280 R1004	26	M3SS6-11R	1SFA 611 215 R1101	25	MA1-8129	1SFA 611 920 R8129	64
M2SSK2-101	1SFA 611 281 R1001	26	M3SS6-11Y	1SFA 611 215 R1103	25	MA1-8130	1SFA 611 920 R8130	36
M2SSK2-102	1SFA 611 281 R1002	26	M3SS7-10B	1SFA 611 216 R1006	21	MA1-8130	1SFA 611 920 R8130	54
M2SSK2-103	1SFA 611 281 R1003	26	M3SS7-10R	1SFA 611 216 R1001	21	MA1-8130	1SFA 611 920 R8130	63
M2SSK2-104	1SFA 611 281 R1004	26	M3SS7-10U	1SFA 611 216 R1007	21	MA1-8130	1SFA 611 920 R8130	64
M2SSK3-101	1SFA 611 282 R1001	26	M3SS7-11C	1SFA 611 216 R1108	24	MA1-8131	1SFA 611 920 R8131	36

Index

Type - Order Code

Type	Order Code	Page	Type	Order Code	Page	Type	Order Code	Page
MA1-8136	1SFA 611 920 R8136	36	MA6-1070	1SFA 611 930 R1070	67	MCBH-02	1SFA 611 605 R1120	34
MA1-8136	1SFA 611 920 R8136	54	MA6-1071	1SFA 611 930 R1071	67	MCBH-10	1SFA 611 605 R1101	34
MA1-8136	1SFA 611 920 R8136	63	MA6-1072	1SFA 611 930 R1072	67	MCBH-11	1SFA 611 605 R1111	34
MA1-8136	1SFA 611 920 R8136	64	MA6-1073	1SFA 611 930 R1073	67	MCBH-20	1SFA 611 605 R1102	34
MA1-8137	1SFA 611 920 R8137	31	MA6-1074	1SFA 611 930 R1074	67	MCBH5-00	1SFA 611 601 R1100	34
MA1-8138	1SFA 611 920 R8138	31	MA6-1075	1SFA 611 930 R1075	67	MCBL-01	1SFA 611 612 R1001	31
MA1-8139	1SFA 611 920 R8139	13	MA6-1076	1SFA 611 930 R1076	67	MCBL-01	1SFA 611 612 R1001	34
MA1-8149	1SFA 611 920 R8149	36	MA6-1077	1SFA 611 930 R1077	67	MCBL-10	1SFA 611 612 R1010	31
MA1-8149	1SFA 611 620 R8149	54	MA6-1078	1SFA 611 930 R1078	67	MCBL-10	1SFA 611 612 R1010	34
MA1-8150	1SFA 611 620 H8150	63	MA6-1079	1SFA 611 930 R1079	67	MDB-1001	1SFA 611 630 R1001	35
MA5-3001	1SFA 611 925 R3001	63	MA6-1080	1SFA 611 930 R1080	67	MDB-2	1SFA 611 630 R1002	36
MA5-3002	1SFA 611 925 R3002	63	MA6-1081	1SFA 611 930 R1081	67	MDB-2	1SFA 611 630 R1002	54
MA5-3003	1SFA 611 925 R3003	63	MA6-1082	1SFA 611 930 R1082	67	MEP1-0	1SFA 611 811 R1000	58
MA5-3004	1SFA 611 925 R3004	63	MA6-1083	1SFA 611 930 R1083	67	MEP1-0	1SFA 611 811 R1000	58
MA5-3005	1SFA 611 925 R3005	63	MA6-1084	1SFA 611 930 R1084	67	MEP2-0	1SFA 611 812 R1000	58
MA5-3006	1SFA 611 925 R3006	63	MA6-1100	1SFA 611 930 R1100	74	MEP2-0	1SFA 611 812 R1000	58
MA5-3007	1SFA 611 925 R3007	63	MA6-1101	1SFA 611 930 R1101	74	MEP2-1001	1SFA 611 812 R1001	65
MA5-3008	1SFA 611 925 R3008	63	MA6-1102	1SFA 611 930 R1102	74	MEP3-0	1SFA 611 813 R1000	58
MA5-3009	1SFA 611 925 R3009	63	MA6-1103	1SFA 611 930 R1103	74	MEP3-0	1SFA 611 813 R1000	58
MA5-3010	1SFA 611 925 R3010	63	MA6-1104	1SFA 611 930 R1104	74	MEP4-0	1SFA 611 814 R1000	58
MA6-1000	1SFA 611 930 R1000	75	MA6-1130	1SFA 611 930 R1130	68	MEP4-0	1SFA 611 814 R1000	58
MA6-1002	1SFA 611 930 R1002	75	MA6-1131	1SFA 611 930 R1131	68	MEP6-0	1SFA 611 816 R1000	58
MA6-1003	1SFA 611 930 R1003	75	MA6-1132	1SFA 611 930 R1132	68	MEP6-0	1SFA 611 816 R1000	58
MA6-1004	1SFA 611 930 R1004	75	MA6-1133	1SFA 611 930 R1133	68	MEPY1-0	1SFA 611 821 R1000	58
MA6-1005	1SFA 611 930 R1005	75	MA6-1134	1SFA 611 930 R1134	68	MEPY1-0	1SFA 611 821 R1000	58
MA6-1006	1SFA 611 930 R1006	75	MA6-1135	1SFA 611 930 R1135	68	MEPY1-1005	1SFA 611 821 R1005	65
MA6-1007	1SFA 611 930 R1007	75	MA6-1136	1SFA 611 930 R1136	68	MEPY1-1024	1SFA 611 821 R1024	65
MA6-1008	1SFA 611 930 R1008	75	MA6-1137	1SFA 611 930 R1137	68	MEPY1-1026	1SFA 611 821 R1026	65
MA6-1009	1SFA 611 930 R1009	75	MA6-1138	1SFA 611 930 R1138	68	MJS11-60B	1SFA 611 711 R6006	31
MA6-1010	1SFA 611 930 R1010	75	MA6-1139	1SFA 611 930 R1139	68	MJS12-60B	1SFA 611 712 R6006	31
MA6-1011	1SFA 611 930 R1011	75	MA6-1140	1SFA 611 930 R1140	68	MJS1-60B	1SFA 611 701 R6006	31
MA6-1012	1SFA 611 930 R1012	75	MA6-1141	1SFA 611 930 R1141	68	MJS2-60B	1SFA 611 702 R6006	31
MA6-1013	1SFA 611 930 R1013	75	MA6-1170	1SFA 611 930 R1170	68	MJS5-60B	1SFA 611 705 R6006	31
MA6-1014	1SFA 611 930 R1014	75	MA6-1171	1SFA 611 930 R1171	68	MJS6-60B	1SFA 611 706 R6006	31
MA6-1015	1SFA 611 930 R1015	75	MA6-1172	1SFA 611 930 R1172	68	MJS7-60B	1SFA 611 707 R6006	31
MA6-1016	1SFA 611 930 R1016	75	MA6-1173	1SFA 611 930 R1173	68	MJS8-60B	1SFA 611 708 R6006	31
MA6-1017	1SFA 611 930 R1017	75	MA6-1174	1SFA 611 930 R1174	68	ML1-100C	1SFA 611 400 R1008	29
MA6-1018	1SFA 611 930 R1018	75	MA6-1175	1SFA 611 930 R1175	68	ML1-100G	1SFA 611 400 R1002	29
MA6-1019	1SFA 611 930 R1019	75	MA6-1176	1SFA 611 930 R1176	68	ML1-100L	1SFA 611 400 R1004	29
MA6-1020	1SFA 611 930 R1020	75	MA6-1177	1SFA 611 930 R1177	68	ML1-100R	1SFA 611 400 R1001	29
MA6-1021	1SFA 611 930 R1021	75	MA6-1178	1SFA 611 930 R1178	68	ML1-100W	1SFA 611 400 R1005	29
MA6-1022	1SFA 611 930 R1022	75	MA6-1179	1SFA 611 930 R1179	68	ML1-100Y	1SFA 611 400 R1003	29
MA6-1023	1SFA 611 930 R1023	75	MA6-1190	1SFA 611 930 R 1190	68	MLB-1	1SFA 611 620 R1001	35
MA6-1024	1SFA 611 930 R1024	74	MA6-1191	1SFA 611 930 R 1191	68	MLB-1B	1SFA 611 620 R2001	63
MA6-1024-L	1SFA 611 930 L1024	74	MA6-1192	1SFA 611 930 R 1192	68	MLB-2	1SFA 611 620 R1002	35
MA6-1025	1SFA 611 930 R1025	74	MA6-1193	1SFA 611 930 R 1193	68	MLB-2B	1SFA 611 620 R2002	63
MA6-1026	1SFA 611 930 R1026	74	MA6-1194	1SFA 611 930 R 1194	68	MLB-3	1SFA 611 620 R1003	35
MA6-1027	1SFA 611 930 R1027	74	MA6-1240	1SFA 611 930 R1240	31	MLB-3B	1SFA 611 620 R2003	63
MA6-1028	1SFA 611 930 R1028	74	MA6-1241	1SFA 611 930 R1241	31	MLB-4	1SFA 611 620 R1004	35
MA6-1029	1SFA 611 930 R1029	74	MA6-1242	1SFA 611 930 R1242	31	MLB-8	1SFA 611 620 R1008	35
MA6-1032	1SFA 611 930 R1032	67	MCB-01	1SFA 611 610 R1010	17	MLBL-00BG	1SFA 611 621 R2002	61
MA6-1033	1SFA 611 930 R1033	67	MCB-01	1SFA 611 610 R1010	34	MLBL-00BL	1SFA 611 621 R2004	61
MA6-1034	1SFA 611 930 R1034	67	MCB-01	1SFA 611 610 H1010	34	MLBL-00BR	1SFA 611 621 R2001	61
MA6-1035	1SFA 611 930 R1035	67	MCB-01B	1SFA 611 610 R2010	63	MLBL-00BW	1SFA 611 621 R2005	61
MA6-1036	1SFA 611 930 R1036	67	MCB-01BG	1SFA 611 610 R2110	63	MLBL-00BY	1SFA 611 621 R2003	61
MA6-1037	1SFA 611 930 R1037	67	MCB-01G	1SFA 611 610 R1110	34	MLBL-00G	1SFA 611 621 R1002	32
MA6-1038	1SFA 611 930 R1038	67	MCB-02	1SFA 611 610 R1020	34	MLBL-00L	1SFA 611 621 R1004	32
MA6-1039	1SFA 611 930 R1039	67	MCB-02B	1SFA 611 610 R2020	63	MLBL-00R	1SFA 611 621 R1001	32
MA6-1040	1SFA 611 930 R1040	67	MCB-10	1SFA 611 610 R1001	17	MLBL-00W	1SFA 611 621 R1005	32
MA6-1041	1SFA 611 930 R1041	67	MCB-10	1SFA 611 610 R1001	34	MLBL-00Y	1SFA 611 621 R1003	32
MA6-1042	1SFA 611 930 R1042	67	MCB-10	1SFA 611 610 H1001	34	MLBL-01BG	1SFA 611 621 R2012	61
MA6-1043	1SFA 611 930 R1043	67	MCB-10B	1SFA 611 610 R2001	63	MLBL-01BL	1SFA 611 621 R2014	61
MA6-1044	1SFA 611 930 R1044	67	MCB-10BG	1SFA 611 610 R2101	63	MLBL-01BR	1SFA 611 621 R2011	61
MA6-1045	1SFA 611 930 R1045	67	MCB-10G	1SFA 611 610 R1101	34	MLBL-01BW	1SFA 611 621 R2015	61
MA6-1060	1SFA 611 930 R1060	68	MCB-11	1SFA 611 610 R1011	34	MLBL-01BY	1SFA 611 621 R2013	61
MA6-1061	1SFA 611 930 R1061	68	MCB-11B	1SFA 611 610 R2011	63	MLBL-01G	1SFA 611 621 R1012	32
MA6-1062	1SFA 611 930 R1062	68	MCB-20	1SFA 611 610 R1002	34	MLBL-01L	1SFA 611 621 R1014	32
MA6-1063	1SFA 611 930 R1063	68	MCB-20B	1SFA 611 610 R2002	63	MLBL-01R	1SFA 611 621 R1011	32
MA6-1064	1SFA 611 930 R1064	68	MCBH-00	1SFA 611 605 R1100	34	MLBL-01W	1SFA 611 621 R1015	32
MA6-1065	1SFA 611 930 R1065	31	MCBH-01	1SFA 611 605 R1110	34	MLBL-01Y	1SFA 611 621 R1013	32

Index

Type - Order Code

Type	Order Code	Page	Type	Order Code	Page	Type	Order Code	Page
MLBL-02BG	1SFA 611 621 R2022	61	MLBL-09BG	1SFA 611 621 R2092	62	MPD12-11R	1SFA 611 141 R1101	15
MLBL-02BL	1SFA 611 621 R2024	61	MLBL-09BL	1SFA 611 621 R2094	62	MPD12-11Y	1SFA 611 141 R1103	15
MLBL-02BR	1SFA 611 621 R2021	61	MLBL-09BR	1SFA 611 621 R2091	62	MPD13-11B	1SFA 611 142 R1106	13
MLBL-02BW	1SFA 611 621 R2025	61	MLBL-09BW	1SFA 611 621 R2095	62	MPD13-11C	1SFA 611 142 R1108	15
MLBL-02BY	1SFA 611 621 R2023	61	MLBL-09BY	1SFA 611 621 R2093	62	MPD13-11G	1SFA 611 142 R1102	15
MLBL-02G	1SFA 611 621 R1022	32	MLBL-09G	1SFA 611 621 R1092	33	MPD13-11R	1SFA 611 142 R1101	15
MLBL-02L	1SFA 611 621 R1024	32	MLBL-09L	1SFA 611 621 R1094	33	MPD13-11Y	1SFA 611 142 R1103	15
MLBL-02R	1SFA 611 621 R1021	32	MLBL-09R	1SFA 611 621 R1091	33	MPD14-11B	1SFA 611 143 R1106	13
MLBL-02W	1SFA 611 621 R1025	32	MLBL-09W	1SFA 611 621 R1095	33	MPD14-11C	1SFA 611 143 R1108	15
MLBL-02Y	1SFA 611 621 R1023	32	MLBL-09Y	1SFA 611 621 R1093	33	MPD14-11G	1SFA 611 143 R1102	15
MLBL-03BG	1SFA 611 621 R2032	61	MP1-10B	1SFA 611 100 R1006	11	MPD14-11R	1SFA 611 143 R1101	15
MLBL-03BL	1SFA 611 621 R2034	61	MP1-10C	1SFA 611 100 R1008	11	MPD14-11Y	1SFA 611 143 R1103	15
MLBL-03BR	1SFA 611 621 R2031	61	MP1-10G	1SFA 611 100 R1002	11	MPD15-11B	1SFA 611 144 R1106	13
MLBL-03BW	1SFA 611 621 R2035	61	MP1-10L	1SFA 611 100 R1004	11	MPD15-11C	1SFA 611 144 R1108	15
MLBL-03BY	1SFA 611 621 R2033	61	MP1-10R	1SFA 611 100 R1001	11	MPD15-11G	1SFA 611 144 R1102	15
MLBL-03G	1SFA 611 621 R1032	32	MP1-10W	1SFA 611 100 R1005	11	MPD15-11R	1SFA 611 144 R1101	15
MLBL-03L	1SFA 611 621 R1034	32	MP1-10Y	1SFA 611 100 R1003	11	MPD15-11Y	1SFA 611 144 R1103	15
MLBL-03R	1SFA 611 621 R1031	32	MP1-11C	1SFA 611 100 R1108	12	MPD16-11B	1SFA 611 145 R1106	13
MLBL-03W	1SFA 611 621 R1035	32	MP1-11G	1SFA 611 100 R1102	12	MPD16-11B-L	1SFA 611 145 R1106	13
MLBL-03Y	1SFA 611 621 R1033	32	MP1-11L	1SFA 611 100 R1104	12	MPD16-11C	1SFA 611 145 R1108	15
MLBL-04BG	1SFA 611 621 R2042	61	MP1-11R	1SFA 611 100 R1101	12	MPD16-11C-L	1SFA 611 145 L1108	15
MLBL-04BL	1SFA 611 621 R2044	61	MP1-11W	1SFA 611 100 R1105	12	MPD16-11G	1SFA 611 145 R1102	15
MLBL-04BR	1SFA 611 621 R2041	61	MP1-11Y	1SFA 611 100 R1103	12	MPD16-11G-L	1SFA 611 145 L1102	15
MLBL-04BW	1SFA 611 621 R2045	61	MP2-10B	1SFA 611 101 R1006	11	MPD16-11R	1SFA 611 145 R1101	15
MLBL-04BY	1SFA 611 621 R2043	61	MP2-10C	1SFA 611 101 R1008	11	MPD16-11R-L	1SFA 611 145 L1101	15
MLBL-04G	1SFA 611 621 R1042	32	MP2-10G	1SFA 611 101 R1002	11	MPD16-11Y	1SFA 611 145 R1103	15
MLBL-04L	1SFA 611 621 R1044	32	MP2-10L	1SFA 611 101 R1004	11	MPD16-11Y-L	1SFA 611 145 L1103	15
MLBL-04R	1SFA 611 621 R1041	32	MP2-10R	1SFA 611 101 R1001	11	MPD2-11B	1SFA 611 131 R1106	13
MLBL-04W	1SFA 611 621 R1045	32	MP2-10W	1SFA 611 101 R1005	11	MPD2-11C	1SFA 611 131 R1108	14
MLBL-04Y	1SFA 611 621 R1043	32	MP2-10Y	1SFA 611 101 R1003	11	MPD2-11G	1SFA 611 131 R1102	14
MLBL-05BG	1SFA 611 621 R2052	61	MP2-11C	1SFA 611 101 R1108	12	MPD2-11R	1SFA 611 131 R1101	14
MLBL-05BL	1SFA 611 621 R2054	61	MP2-11G	1SFA 611 101 R1102	12	MPD2-11Y	1SFA 611 131 R1103	14
MLBL-05BR	1SFA 611 621 R2051	61	MP2-11L	1SFA 611 101 R1104	12	MPD3-11B	1SFA 611 132 R1106	13
MLBL-05BW	1SFA 611 621 R2055	61	MP2-11R	1SFA 611 101 R1101	12	MPD3-11C	1SFA 611 132 R1108	14
MLBL-05BY	1SFA 611 621 R2053	61	MP2-11W	1SFA 611 101 R1105	12	MPD3-11G	1SFA 611 132 R1102	14
MLBL-05G	1SFA 611 621 R1052	32	MP2-11Y	1SFA 611 101 R1103	12	MPD3-11R	1SFA 611 132 R1101	14
MLBL-05L	1SFA 611 621 R1054	32	MP3-10B	1SFA 611 102 R1006	11	MPD3-11Y	1SFA 611 132 R1103	14
MLBL-05R	1SFA 611 621 R1051	32	MP3-10C	1SFA 611 102 R1008	11	MPD4-11B	1SFA 611 133 R1106	13
MLBL-05W	1SFA 611 621 R1055	32	MP3-10G	1SFA 611 102 R1002	11	MPD4-11C	1SFA 611 133 R1108	14
MLBL-05Y	1SFA 611 621 R1053	32	MP3-10L	1SFA 611 102 R1004	11	MPD4-11G	1SFA 611 133 R1102	14
MLBL-06BG	1SFA 611 621 R2062	61	MP3-10R	1SFA 611 102 R1001	11	MPD4-11R	1SFA 611 133 R1101	14
MLBL-06BL	1SFA 611 621 R2064	61	MP3-10W	1SFA 611 102 R1005	11	MPD4-11Y	1SFA 611 133 R1103	14
MLBL-06BR	1SFA 611 621 R2061	61	MP3-10Y	1SFA 611 102 R1003	11	MPD5-11B	1SFA 611 134 R1106	13
MLBL-06BW	1SFA 611 621 R2065	61	MP3-11C	1SFA 611 102 R1108	12	MPD5-11B-L	1SFA 611 134 L1106	13
MLBL-06BY	1SFA 611 621 R2063	61	MP3-11G	1SFA 611 102 R1102	12	MPD5-11C	1SFA 611 134 R1108	14
MLBL-06G	1SFA 611 621 R1062	32	MP3-11L	1SFA 611 102 R1104	12	MPD5-11C-L	1SFA 611 134 L1108	14
MLBL-06L	1SFA 611 621 R1064	32	MP3-11R	1SFA 611 102 R1101	12	MPD5-11G	1SFA 611 134 R1102	14
MLBL-06R	1SFA 611 621 R1061	32	MP3-11W	1SFA 611 102 R1105	12	MPD5-11G-L	1SFA 611 134 L1102	14
MLBL-06W	1SFA 611 621 R1065	32	MP3-11Y	1SFA 611 102 R1103	12	MPD5-11R	1SFA 611 134 R1101	14
MLBL-06Y	1SFA 611 621 R1063	32	MP4-10B	1SFA 611 103 R1006	11	MPD5-11R-L	1SFA 611 134 L1101	14
MLBL-07BG	1SFA 611 621 R2072	61	MP4-10C	1SFA 611 103 R1008	11	MPD5-11Y	1SFA 611 134 R1103	14
MLBL-07BL	1SFA 611 621 R2074	61	MP4-10G	1SFA 611 103 R1002	11	MPD5-11Y-L	1SFA 611 134 L1103	14
MLBL-07BR	1SFA 611 621 R2071	61	MP4-10L	1SFA 611 103 R1004	11	MPEK3-10B	1SFA 611 522 R1106	19
MLBL-07BW	1SFA 611 621 R2075	61	MP4-10R	1SFA 611 103 R1001	11	MPEK3-11R	1SFA 611 522 R1101	18
MLBL-07BY	1SFA 611 621 R2073	61	MP4-10W	1SFA 611 103 R1005	11	MPEK3-12R	1SFA 611 522 R1201	18
MLBL-07G	1SFA 611 621 R1072	32	MP4-10Y	1SFA 611 103 R1003	11	MPEK3-13R	1SFA 611 522 R1301	18
MLBL-07L	1SFA 611 621 R1074	32	MP4-11C	1SFA 611 103 R1108	12	MPEK4-10B	1SFA 611 525 R1106	19
MLBL-07R	1SFA 611 621 R1071	32	MP4-11G	1SFA 611 103 R1102	12	MPEK4-11R	1SFA 611 525 R1101	18
MLBL-07W	1SFA 611 621 R1075	32	MP4-11L	1SFA 611 103 R1104	12	MPEK4-12R	1SFA 611 525 R1201	18
MLBL-07Y	1SFA 611 621 R1073	32	MP4-11R	1SFA 611 103 R1101	12	MPEK4-13R	1SFA 611 525 R1301	18
MLBL-08BG	1SFA 611 621 R2082	62	MP4-11W	1SFA 611 103 R1105	12	MPEP3-10B	1SFA 611 521 R1006	19
MLBL-08BL	1SFA 611 621 R2084	62	MP4-11Y	1SFA 611 103 R1103	12	MPEP3-10R	1SFA 611 521 R1001	18
MLBL-08BR	1SFA 611 621 R2081	62	MPD1-11B	1SFA 611 130 R1106	13	MPEP4-10B	1SFA 611 524 R1006	19
MLBL-08BW	1SFA 611 621 R2085	62	MPD1-11C	1SFA 611 130 R1108	14	MPEP4-10R	1SFA 611 524 R1001	18
MLBL-08BY	1SFA 611 621 R2083	62	MPD1-11G	1SFA 611 130 R1102	14	MPET3-10B	1SFA 611 520 R1006	19
MLBL-08G	1SFA 611 621 R1082	33	MPD1-11R	1SFA 611 130 R1101	14	MPET3-10R	1SFA 611 520 R1001	18
MLBL-08L	1SFA 611 621 R1084	33	MPD1-11Y	1SFA 611 130 R1103	14	MPET4-10B	1SFA 611 523 R1006	19
MLBL-08R	1SFA 611 621 R1081	33	MPD12-11B	1SFA 611 141 R1106	13	MPET4-10R	1SFA 611 523 R1001	18
MLBL-08W	1SFA 611 621 R1085	33	MPD12-11C	1SFA 611 141 R1108	15	MPM1-10B	1SFA 611 124 R1006	16
MLBL-08Y	1SFA 611 621 R1083	33	MPD12-11G	1SFA 611 141 R1102	15	MPM1-10G	1SFA 611 124 R1002	16

Index

Type - Order Code

Type	Order Code	Page
MPM1-10R	1SFA 611 124 R1001	16
MPM1-10Y	1SFA 611 124 R1003	16
MPM1-11G	1SFA 611 124 R1102	16
MPM1-11R	1SFA 611 124 R1101	16
MPM1-11Y	1SFA 611 124 R1103	16
MPM2-10B	1SFA 611 125 R1006	16
MPM2-10R	1SFA 611 125 R1001	16
MPM2-10Y	1SFA 611 125 R1003	16
MPM2-11R	1SFA 611 125 R1101	16
MPM2-11Y	1SFA 611 125 R1103	16
MPMP3-11R	1SFA 611 511 R1101	18
MPMP4-11R	1SFA 611 514 R1101	18
MPMT3-11R	1SFA 611 510 R1101	18
MPMT4-11R	1SFA 611 513 R1101	18
MT-105B	1SFA 611 410 R1056	27
MT-110B	1SFA 611 410 R1106	27
MT-150B	1SFA 611 410 R1506	27
MT-305B	1SFA 611 410 R3056	27
MT-310B	1SFA 611 410 R3106	27
MT-350B	1SFA 611 410 R3506	27
MTS1-10B	1SFA 611 300 R1006	30
MTS1-20B	1SFA 611 300 R2006	30
MTS1-30B	1SFA 611 300 R3006	30
MTS2-10B	1SFA 611 301 R1006	30
MTS2-20B	1SFA 611 301 R2006	30
MTS2-30B	1SFA 611 301 R3006	30
MTS3-10B	1SFA 611 302 R1006	30
MTS3-20B	1SFA 611 302 R2006	30
MTS3-30B	1SFA 611 302 R3006	30
SK 616 021-71	-	54

Index

Order Code - Type

Order Code	Type	Page	Order Code	Type	Page	Order Code	Type	Page
1SFA 611 100 R1001	MP1-10R	11	1SFA 611 131 R1102	MPD2-11G	14	1SFA 611 202 R1001	M2SS3-10R	20
1SFA 611 100 R1002	MP1-10G	11	1SFA 611 131 R1103	MPD2-11Y	14	1SFA 611 202 R1006	M2SS3-10B	20
1SFA 611 100 R1003	MP1-10Y	11	1SFA 611 131 R1106	MPD2-11B	13	1SFA 611 202 R1007	M2SS3-10U	20
1SFA 611 100 R1004	MP1-10L	11	1SFA 611 131 R1108	MPD2-11C	14	1SFA 611 202 R1101	M2SS3-11R	23
1SFA 611 100 R1005	MP1-10W	11	1SFA 611 132 R1101	MPD3-11R	14	1SFA 611 202 R1102	M2SS3-11G	23
1SFA 611 100 R1006	MP1-10B	11	1SFA 611 132 R1102	MPD3-11G	14	1SFA 611 202 R1103	M2SS3-11Y	23
1SFA 611 100 R1008	MP1-10C	11	1SFA 611 132 R1103	MPD3-11Y	14	1SFA 611 202 R1104	M2SS3-11L	23
1SFA 611 100 R1101	MP1-11R	12	1SFA 611 132 R1106	MPD3-11B	13	1SFA 611 202 R1108	M2SS3-11C	23
1SFA 611 100 R1102	MP1-11G	12	1SFA 611 132 R1108	MPD3-11C	14	1SFA 611 203 R1001	M2SS4-10R	20
1SFA 611 100 R1103	MP1-11Y	12	1SFA 611 133 R1101	MPD4-11R	14	1SFA 611 203 R1006	M2SS4-10B	20
1SFA 611 100 R1104	MP1-11L	12	1SFA 611 133 R1102	MPD4-11G	14	1SFA 611 203 R1007	M2SS4-10U	20
1SFA 611 100 R1105	MP1-11W	12	1SFA 611 133 R1103	MPD4-11Y	14	1SFA 611 203 R1101	M2SS4-11R	23
1SFA 611 100 R1108	MP1-11C	12	1SFA 611 133 R1106	MPD4-11B	13	1SFA 611 203 R1102	M2SS4-11G	23
1SFA 611 101 R1001	MP2-10R	11	1SFA 611 133 R1108	MPD4-11C	14	1SFA 611 203 R1103	M2SS4-11Y	23
1SFA 611 101 R1002	MP2-10G	11	1SFA 611 134 R1101	MPD5-11R-L	14	1SFA 611 203 R1104	M2SS4-11L	23
1SFA 611 101 R1003	MP2-10Y	11	1SFA 611 134 L1102	MPD5-11G-L	14	1SFA 611 203 R1108	M2SS4-11C	23
1SFA 611 101 R1004	MP2-10L	11	1SFA 611 134 L1103	MPD5-11Y-L	14	1SFA 611 204 R1001	M2SS5-10R	20
1SFA 611 101 R1005	MP2-10W	11	1SFA 611 134 L1106	MPD5-11B-L	13	1SFA 611 204 R1006	M2SS5-10B	20
1SFA 611 101 R1006	MP2-10B	11	1SFA 611 134 L1108	MPD5-11C-L	14	1SFA 611 204 R1007	M2SS5-10U	20
1SFA 611 101 R1008	MP2-10C	11	1SFA 611 134 R1101	MPD5-11R	14	1SFA 611 204 R1101	M2SS5-11R	23
1SFA 611 101 R1101	MP2-11R	12	1SFA 611 134 R1102	MPD5-11G	14	1SFA 611 204 R1103	M2SS5-11G	23
1SFA 611 101 R1102	MP2-11G	12	1SFA 611 134 R1103	MPD5-11Y	14	1SFA 611 204 R1103	M2SS5-11Y	23
1SFA 611 101 R1103	MP2-11Y	12	1SFA 611 134 R1106	MPD5-11B	13	1SFA 611 204 R1104	M2SS5-11L	23
1SFA 611 101 R1104	MP2-11L	12	1SFA 611 134 R1108	MPD5-11C	14	1SFA 611 204 R1108	M2SS5-11C	23
1SFA 611 101 R1105	MP2-11W	12	1SFA 611 141 R1101	MPD12-11R	15	1SFA 611 205 R1001	M2SS6-10R	20
1SFA 611 101 R1108	MP2-11C	12	1SFA 611 141 R1102	MPD12-11G	15	1SFA 611 205 R1006	M2SS6-10B	20
1SFA 611 102 R1001	MP3-10R	11	1SFA 611 141 R1103	MPD12-11Y	15	1SFA 611 205 R1007	M2SS6-10U	20
1SFA 611 102 R1002	MP3-10G	11	1SFA 611 141 R1106	MPD12-11B	13	1SFA 611 205 R1101	M2SS6-11R	23
1SFA 611 102 R1003	MP3-10Y	11	1SFA 611 141 R1108	MPD12-11C	15	1SFA 611 205 R1102	M2SS6-11G	23
1SFA 611 102 R1004	MP3-10L	11	1SFA 611 142 R1101	MPD13-11R	15	1SFA 611 205 R1103	M2SS6-11Y	23
1SFA 611 102 R1005	MP3-10W	11	1SFA 611 142 R1102	MPD13-11G	15	1SFA 611 205 R1104	M2SS6-11L	23
1SFA 611 102 R1006	MP3-10B	11	1SFA 611 142 R1103	MPD13-11Y	15	1SFA 611 205 R1108	M2SS6-11C	23
1SFA 611 102 R1008	MP3-10C	11	1SFA 611 142 R1106	MPD13-11B	13	1SFA 611 210 R1001	M3SS1-10R	21
1SFA 611 102 R1101	MP3-11R	12	1SFA 611 142 R1108	MPD13-11C	15	1SFA 611 210 R1006	M3SS1-10B	21
1SFA 611 102 R1102	MP3-11G	12	1SFA 611 143 R1101	MPD14-11R	15	1SFA 611 210 R1007	M3SS1-10U	21
1SFA 611 102 R1103	MP3-11Y	12	1SFA 611 143 R1102	MPD14-11G	15	1SFA 611 210 R1101	M3SS1-11R	24
1SFA 611 102 R1104	MP3-11L	12	1SFA 611 143 R1103	MPD14-11Y	15	1SFA 611 210 R1102	M3SS1-11G	24
1SFA 611 102 R1105	MP3-11W	12	1SFA 611 143 R1106	MPD14-11B	13	1SFA 611 210 R1103	M3SS1-11Y	24
1SFA 611 102 R1108	MP3-11C	12	1SFA 611 143 R1108	MPD14-11C	15	1SFA 611 210 R1104	M3SS1-11L	24
1SFA 611 103 R1001	MP4-10R	11	1SFA 611 144 R1101	MPD15-11R	15	1SFA 611 210 R1108	M3SS1-11C	24
1SFA 611 103 R1002	MP4-10G	11	1SFA 611 144 R1102	MPD15-11G	15	1SFA 611 211 R1001	M3SS2-10R	21
1SFA 611 103 R1003	MP4-10Y	11	1SFA 611 144 R1103	MPD15-11Y	15	1SFA 611 211 R1006	M3SS2-10B	21
1SFA 611 103 R1004	MP4-10L	11	1SFA 611 144 R1106	MPD15-11B	13	1SFA 611 211 R1007	M3SS2-10U	21
1SFA 611 103 R1005	MP4-10W	11	1SFA 611 144 R1108	MPD15-11C	15	1SFA 611 211 R1101	M3SS2-11R	24
1SFA 611 103 R1006	MP4-10B	11	1SFA 611 145 L1101	MPD16-11R-L	15	1SFA 611 211 R1102	M3SS2-11G	24
1SFA 611 103 R1008	MP4-10C	11	1SFA 611 145 L1102	MPD16-11G-L	15	1SFA 611 211 R1103	M3SS2-11Y	24
1SFA 611 103 R1101	MP4-11R	12	1SFA 611 145 L1103	MPD16-11Y-L	15	1SFA 611 211 R1104	M3SS2-11L	24
1SFA 611 103 R1102	MP4-11G	12	1SFA 611 145 L1106	MPD16-11B-L	13	1SFA 611 211 R1108	M3SS2-11C	24
1SFA 611 103 R1103	MP4-11Y	12	1SFA 611 145 L1108	MPD16-11C-L	15	1SFA 611 212 R1001	M3SS3-10R	21
1SFA 611 103 R1104	MP4-11L	12	1SFA 611 145 R1101	MPD16-11R	15	1SFA 611 212 R1006	M3SS3-10B	21
1SFA 611 103 R1105	MP4-11W	12	1SFA 611 145 R1102	MPD16-11G	15	1SFA 611 212 R1007	M3SS3-10U	21
1SFA 611 103 R1108	MP4-11C	12	1SFA 611 145 R1103	MPD16-11Y	15	1SFA 611 212 R1101	M3SS3-11R	24
1SFA 611 124 R1001	MPM1-10R	16	1SFA 611 145 R1106	MPD16-11B	13	1SFA 611 212 R1102	M3SS3-11G	24
1SFA 611 124 R1002	MPM1-10G	16	1SFA 611 145 R1108	MPD16-11C	15	1SFA 611 212 R1103	M3SS3-11Y	24
1SFA 611 124 R1003	MPM1-10Y	16	1SFA 611 200 R1001	M2SS1-10R	20	1SFA 611 212 R1104	M3SS3-11L	24
1SFA 611 124 R1006	MPM1-10B	16	1SFA 611 200 R1006	M2SS1-10B	20	1SFA 611 212 R1108	M3SS3-11C	24
1SFA 611 124 R1101	MPM1-11R	16	1SFA 611 200 R1007	M2SS1-10U	20	1SFA 611 213 R1001	M3SS4-10R	21
1SFA 611 124 R1102	MPM1-11G	16	1SFA 611 200 R1101	M2SS1-11R	23	1SFA 611 213 R1006	M3SS4-10B	21
1SFA 611 124 R1103	MPM1-11Y	16	1SFA 611 200 R1102	M2SS1-11G	23	1SFA 611 213 R1007	M3SS4-10U	21
1SFA 611 125 R1001	MPM2-10R	16	1SFA 611 200 R1103	M2SS1-11Y	23	1SFA 611 213 R1101	M3SS4-11R	25
1SFA 611 125 R1003	MPM2-10Y	16	1SFA 611 200 R1104	M2SS1-11L	23	1SFA 611 213 R1102	M3SS4-11G	25
1SFA 611 125 R1006	MPM2-10B	16	1SFA 611 200 R1108	M2SS1-11C	23	1SFA 611 213 R1103	M3SS4-11Y	25
1SFA 611 125 R1101	MPM2-11R	16	1SFA 611 201 R1001	M2SS2-10R	20	1SFA 611 213 R1104	M3SS4-11L	25
1SFA 611 125 R1103	MPM2-11Y	16	1SFA 611 201 R1006	M2SS2-10B	20	1SFA 611 213 R1108	M3SS4-11C	25
1SFA 611 130 R1101	MPD1-11R	14	1SFA 611 201 R1007	M2SS2-10U	20	1SFA 611 214 R1001	M3SS5-10R	21
1SFA 611 130 R1102	MPD1-11G	14	1SFA 611 201 R1101	M2SS2-11R	23	1SFA 611 214 R1006	M3SS5-10B	21
1SFA 611 130 R1103	MPD1-11Y	14	1SFA 611 201 R1102	M2SS2-11G	23	1SFA 611 214 R1007	M3SS5-10U	21
1SFA 611 130 R1106	MPD1-11B	13	1SFA 611 201 R1103	M2SS2-11Y	23	1SFA 611 214 R1101	M3SS5-11R	25
1SFA 611 130 R1108	MPD1-11C	14	1SFA 611 201 R1104	M2SS2-11L	23	1SFA 611 214 R1102	M3SS5-11G	25
1SFA 611 131 R1101	MPD2-11R	14	1SFA 611 201 R1108	M2SS2-11C	23	1SFA 611 214 R1103	M3SS5-11Y	25

Index

Order Code - Type

Order Code	Type	Page	Order Code	Type	Page	Order Code	Type	Page
1SFA 611 214 R1104	M3SS5-11L	25	1SFA 611 281 R1003	M2SSK2-103	26	1SFA 611 610 R1002	MCB-20	34
1SFA 611 214 R1108	M3SS5-11C	25	1SFA 611 281 R1004	M2SSK2-104	26	1SFA 611 610 R1010	MCB-01	17
1SFA 611 215 R1001	M3SS6-10R	21	1SFA 611 282 R1001	M2SSK3-101	26	1SFA 611 610 R1010	MCB-01	34
1SFA 611 215 R1006	M3SS6-10B	21	1SFA 611 282 R1002	M2SSK3-102	26	1SFA 611 610 R1011	MCB-11	34
1SFA 611 215 R1007	M3SS6-10U	21	1SFA 611 282 R1003	M2SSK3-103	26	1SFA 611 610 R1020	MCB-02	34
1SFA 611 215 R1101	M3SS6-11R	25	1SFA 611 282 R1004	M2SSK3-104	26	1SFA 611 610 R1101	MCB-10G	34
1SFA 611 215 R1102	M3SS6-11G	25	1SFA 611 283 R1001	M3SSK1-101	26	1SFA 611 610 R1110	MCB-01G	34
1SFA 611 215 R1103	M3SS6-11Y	25	1SFA 611 283 R1002	M3SSK1-102	26	1SFA 611 610 R2001	MCB-10B	63
1SFA 611 215 R1104	M3SS6-11L	25	1SFA 611 283 R1003	M3SSK1-103	26	1SFA 611 610 R2002	MCB-20B	63
1SFA 611 215 R1108	M3SS6-11C	25	1SFA 611 283 R1004	M3SSK1-104	26	1SFA 611 610 R2010	MCB-01B	63
1SFA 611 216 R1001	M3SS7-10R	21	1SFA 611 284 R1001	M3SSK2-101	26	1SFA 611 610 R2011	MCB-11B	63
1SFA 611 216 R1006	M3SS7-10B	21	1SFA 611 284 R1002	M3SSK2-102	26	1SFA 611 610 R2020	MCB-02B	63
1SFA 611 216 R1007	M3SS7-10U	21	1SFA 611 284 R1003	M3SSK2-103	26	1SFA 611 610 R2101	MCB-10BG	63
1SFA 611 216 R1101	M3SS7-11R	24	1SFA 611 284 R1004	M3SSK2-104	26	1SFA 611 610 R2110	MCB-01BG	63
1SFA 611 216 R1102	M3SS7-11G	24	1SFA 611 285 R1001	M3SSK3-101	26	1SFA 611 612 R1001	MCBL-01	31
1SFA 611 216 R1103	M3SS7-11Y	24	1SFA 611 285 R1002	M3SSK3-102	26	1SFA 611 612 R1001	MCBL-01	34
1SFA 611 216 R1104	M3SS7-11L	24	1SFA 611 285 R1003	M3SSK3-103	26	1SFA 611 612 R1010	MCBL-10	31
1SFA 611 216 R1108	M3SS7-11C	24	1SFA 611 285 R1004	M3SSK3-104	26	1SFA 611 612 R1010	MCBL-10	34
1SFA 611 217 R1001	M3SS8-10R	21	1SFA 611 300 R1006	MTS1-10B	30	1SFA 611 620 H8150	MA1-8150	63
1SFA 611 217 R1006	M3SS8-10B	21	1SFA 611 300 R2006	MTS1-20B	30	1SFA 611 620 R1001	MLB-1	35
1SFA 611 217 R1007	M3SS8-10U	21	1SFA 611 300 R3006	MTS1-30B	30	1SFA 611 620 R1002	MLB-2	35
1SFA 611 217 R1101	M3SS8-11R	25	1SFA 611 301 R1006	MTS2-10B	30	1SFA 611 620 R1003	MLB-3	35
1SFA 611 217 R1102	M3SS8-11G	25	1SFA 611 301 R2006	MTS2-20B	30	1SFA 611 620 R1004	MLB-4	35
1SFA 611 217 R1103	M3SS8-11Y	25	1SFA 611 301 R3006	MTS2-30B	30	1SFA 611 620 R1008	MLB-8	35
1SFA 611 217 R1104	M3SS8-11L	25	1SFA 611 302 R1006	MTS3-10B	30	1SFA 611 620 R2001	MLB-1B	63
1SFA 611 217 R1108	M3SS8-11C	25	1SFA 611 302 R2006	MTS3-20B	30	1SFA 611 620 R2002	MLB-2B	63
1SFA 611 222 R1103	M2SSV3-11Y	59	1SFA 611 302 R3006	MTS3-30B	30	1SFA 611 620 R2003	MLB-3B	63
1SFA 611 220 R1001	M2SSV1-10R	59	1SFA 611 400 R1001	ML1-100R	29	1SFA 611 620 R8149	MA1-8149	54
1SFA 611 220 R1006	M2SSV1-10B	59	1SFA 611 400 R1002	ML1-100G	29	1SFA 611 621 R1001	MLBL-00R	32
1SFA 611 220 R1101	M2SSV1-11R	59	1SFA 611 400 R1003	ML1-100Y	29	1SFA 611 621 R1002	MLBL-00G	32
1SFA 611 220 R1102	M2SSV1-11G	59	1SFA 611 400 R1004	ML1-100L	29	1SFA 611 621 R1003	MLBL-00Y	32
1SFA 611 220 R1103	M2SSV1-11Y	59	1SFA 611 400 R1005	ML1-100W	29	1SFA 611 621 R1004	MLBL-00L	32
1SFA 611 221 R1001	M2SSV2-10R	59	1SFA 611 400 R1008	ML1-100C	29	1SFA 611 621 R1005	MLBL-00W	32
1SFA 611 221 R1006	M2SSV2-10B	59	1SFA 611 410 R1056	MT-105B	27	1SFA 611 621 R1011	MLBL-01R	32
1SFA 611 221 R1101	M2SSV2-11R	59	1SFA 611 410 R1106	MT-110B	27	1SFA 611 621 R1012	MLBL-01G	32
1SFA 611 221 R1102	M2SSV2-11G	59	1SFA 611 410 R1506	MT-150B	27	1SFA 611 621 R1013	MLBL-01Y	32
1SFA 611 221 R1103	M2SSV2-11Y	59	1SFA 611 410 R3056	MT-305B	27	1SFA 611 621 R1014	MLBL-01L	32
1SFA 611 222 R1001	M2SSV3-10R	59	1SFA 611 410 R3106	MT-310B	27	1SFA 611 621 R1015	MLBL-01W	32
1SFA 611 222 R1006	M2SSV3-10B	59	1SFA 611 410 R3506	MT-350B	27	1SFA 611 621 R1021	MLBL-02R	32
1SFA 611 222 R1101	M2SSV3-11R	59	1SFA 611 510 R1101	MPMT3-11R	18	1SFA 611 621 R1022	MLBL-02G	32
1SFA 611 222 R1102	M2SSV3-11G	59	1SFA 611 511 R1101	MPMP3-11R	18	1SFA 611 621 R1023	MLBL-02Y	32
1SFA 611 230 R1001	M3SSV1-10R	60	1SFA 611 513 R1101	MPMT4-11R	18	1SFA 611 621 R1024	MLBL-02L	32
1SFA 611 230 R1006	M3SSV1-10B	60	1SFA 611 514 R1101	MPMP4-11R	18	1SFA 611 621 R1025	MLBL-02W	32
1SFA 611 230 R1101	M3SSV1-11R	60	1SFA 611 520 R1001	MPET3-10R	18	1SFA 611 621 R1031	MLBL-03R	32
1SFA 611 230 R1102	M3SSV1-11G	60	1SFA 611 520 R1006	MPET3-10B	19	1SFA 611 621 R1032	MLBL-03G	32
1SFA 611 230 R1103	M3SSV1-11Y	60	1SFA 611 521 R1001	MPEP3-10R	18	1SFA 611 621 R1033	MLBL-03Y	32
1SFA 611 231 R1001	M3SSV2-10R	60	1SFA 611 521 R1006	MPEP3-10B	19	1SFA 611 621 R1034	MLBL-03L	32
1SFA 611 231 R1006	M3SSV2-10B	60	1SFA 611 522 R1101	MPEK3-11R	18	1SFA 611 621 R1035	MLBL-03W	32
1SFA 611 231 R1101	M3SSV2-11R	60	1SFA 611 522 R1106	MPEK3-10B	19	1SFA 611 621 R1041	MLBL-04R	32
1SFA 611 231 R1102	M3SSV2-11G	60	1SFA 611 522 R1201	MPEK3-12R	18	1SFA 611 621 R1042	MLBL-04G	32
1SFA 611 231 R1103	M3SSV2-11Y	60	1SFA 611 522 R1301	MPEK3-13R	18	1SFA 611 621 R1043	MLBL-04Y	32
1SFA 611 232 R1001	M3SSV3-10R	60	1SFA 611 523 R1001	MPET4-10R	18	1SFA 611 621 R1044	MLBL-04L	32
1SFA 611 232 R1006	M3SSV3-10B	60	1SFA 611 523 R1006	MPET4-10B	19	1SFA 611 621 R1045	MLBL-04W	32
1SFA 611 232 R1101	M3SSV3-11R	60	1SFA 611 524 R1001	MPEP4-10R	18	1SFA 611 621 R1051	MLBL-05R	32
1SFA 611 232 R1102	M3SSV3-11G	60	1SFA 611 524 R1006	MPEP4-10B	19	1SFA 611 621 R1052	MLBL-05G	32
1SFA 611 232 R1103	M3SSV3-11Y	60	1SFA 611 525 R1101	MPEK4-11R	18	1SFA 611 621 R1053	MLBL-05Y	32
1SFA 611 250 R1006	M3SSC1-10B	22	1SFA 611 525 R1106	MPEK4-10B	19	1SFA 611 621 R1054	MLBL-05L	32
1SFA 611 251 R1006	M3SSC2-10B	22	1SFA 611 525 R1201	MPEK4-12R	18	1SFA 611 621 R1055	MLBL-05W	32
1SFA 611 252 R1006	M3SSC3-10B	22	1SFA 611 525 R1301	MPEK4-13R	18	1SFA 611 621 R1061	MLBL-06R	32
1SFA 611 253 R1006	M3SSC4-10B	22	1SFA 611 601 R1100	MCBH5-00	34	1SFA 611 621 R1062	MLBL-06G	32
1SFA 611 254 R1006	M3SSC5-10B	22	1SFA 611 605 R1100	MCBH-00	34	1SFA 611 621 R1063	MLBL-06Y	32
1SFA 611 255 R1006	M3SSC6-10B	22	1SFA 611 605 R1101	MCBH-10	34	1SFA 611 621 R1064	MLBL-06L	32
1SFA 611 256 R1006	M3SSC7-10B	22	1SFA 611 605 R1102	MCBH-20	34	1SFA 611 621 R1065	MLBL-06W	32
1SFA 611 258 R1006	M3SSC8-10B	22	1SFA 611 605 R1110	MCBH-01	34	1SFA 611 621 R1071	MLBL-07R	32
1SFA 611 280 R1001	M2SSK1-101	26	1SFA 611 605 R1111	MCBH-11	34	1SFA 611 621 R1072	MLBL-07G	32
1SFA 611 280 R1002	M2SSK1-102	26	1SFA 611 605 R1120	MCBH-02	34	1SFA 611 621 R1073	MLBL-07Y	32
1SFA 611 280 R1003	M2SSK1-103	26	1SFA 611 610 H1001	MCB-10	34	1SFA 611 621 R1074	MLBL-07L	32
1SFA 611 280 R1004	M2SSK1-104	26	1SFA 611 610 H1010	MCB-01	34	1SFA 611 621 R1075	MLBL-07W	32
1SFA 611 281 R1001	M2SSK2-101	26	1SFA 611 610 R1001	MCB-10	17	1SFA 611 621 R1081	MLBL-08R	33
1SFA 611 281 R1002	M2SSK2-102	26	1SFA 611 610 R1001	MCB-10	34	1SFA 611 621 R1082	MLBL-08G	33

Index

Order Code - Type

Order Code	Type	Page	Order Code	Type	Page	Order Code	Type	Page
1SFA 611 621 R1083	MLBL-08Y	33	1SFA 611 811 R1000	MEP1-0	58	1SFA 611 930 R1014	MA6-1014	75
1SFA 611 621 R1084	MLBL-08L	33	1SFA 611 812 R1000	MEP2-0	58	1SFA 611 930 R1015	MA6-1015	75
1SFA 611 621 R1085	MLBL-08W	33	1SFA 611 812 R1000	MEP2-0	58	1SFA 611 930 R1016	MA6-1016	75
1SFA 611 621 R1091	MLBL-09R	33	1SFA 611 812 R1001	MEP2-1001	65	1SFA 611 930 R1017	MA6-1017	75
1SFA 611 621 R1092	MLBL-09G	33	1SFA 611 813 R1000	MEP3-0	58	1SFA 611 930 R1018	MA6-1018	75
1SFA 611 621 R1093	MLBL-09Y	33	1SFA 611 813 R1000	MEP3-0	58	1SFA 611 930 R1019	MA6-1019	75
1SFA 611 621 R1094	MLBL-09L	33	1SFA 611 814 R1000	MEP4-0	58	1SFA 611 930 R1020	MA6-1020	75
1SFA 611 621 R1095	MLBL-09W	33	1SFA 611 814 R1000	MEP4-0	58	1SFA 611 930 R1021	MA6-1021	75
1SFA 611 621 R2001	MLBL-00BR	61	1SFA 611 816 R1000	MEP6-0	58	1SFA 611 930 R1022	MA6-1022	75
1SFA 611 621 R2002	MLBL-00BG	61	1SFA 611 816 R1000	MEP6-0	58	1SFA 611 930 R1023	MA6-1023	75
1SFA 611 621 R2003	MLBL-00BY	61	1SFA 611 821 R1000	MEPY1-0	58	1SFA 611 930 R1024	MA6-1024	74
1SFA 611 621 R2004	MLBL-00BL	61	1SFA 611 821 R1000	MEPY1-0	58	1SFA 611 930 R1025	MA6-1025	74
1SFA 611 621 R2005	MLBL-00BW	61	1SFA 611 821 R1005	MEPY1-1005	65	1SFA 611 930 R1026	MA6-1026	74
1SFA 611 621 R2011	MLBL-01BR	61	1SFA 611 821 R1024	MEPY1-1024	65	1SFA 611 930 R1027	MA6-1027	74
1SFA 611 621 R2012	MLBL-01BG	61	1SFA 611 821 R1026	MEPY1-1026	65	1SFA 611 930 R1028	MA6-1028	74
1SFA 611 621 R2013	MLBL-01BY	61	1SFA 611 920 R8001	MA1-8001	36	1SFA 611 930 R1029	MA6-1029	74
1SFA 611 621 R2014	MLBL-01BL	61	1SFA 611 920 R8015	MA1-8015	36	1SFA 611 930 R1032	MA6-1032	67
1SFA 611 621 R2015	MLBL-01BW	61	1SFA 611 920 R8015	MA1-8015	54	1SFA 611 930 R1033	MA6-1033	67
1SFA 611 621 R2021	MLBL-02BR	61	1SFA 611 920 R8019	MA1-8019	36	1SFA 611 930 R1034	MA6-1034	67
1SFA 611 621 R2022	MLBL-02BG	61	1SFA 611 920 R8053	MA1-8053	37	1SFA 611 930 R1035	MA6-1035	67
1SFA 611 621 R2023	MLBL-02BY	61	1SFA 611 920 R8074	MA1-8074	36	1SFA 611 930 R1036	MA6-1036	67
1SFA 611 621 R2024	MLBL-02BL	61	1SFA 611 920 R8124	MA1-8124	36	1SFA 611 930 R1037	MA6-1037	67
1SFA 611 621 R2025	MLBL-02BW	61	1SFA 611 920 R8124	MA1-8124	54	1SFA 611 930 R1038	MA6-1038	67
1SFA 611 621 R2031	MLBL-03BR	61	1SFA 611 920 R8128	MA1-8128	37	1SFA 611 930 R1039	MA6-1039	67
1SFA 611 621 R2032	MLBL-03BG	61	1SFA 611 920 R8129	MA1-8129	36	1SFA 611 930 R1040	MA6-1040	67
1SFA 611 621 R2033	MLBL-03BY	61	1SFA 611 920 R8129	MA1-8129	54	1SFA 611 930 R1041	MA6-1041	67
1SFA 611 621 R2034	MLBL-03BL	61	1SFA 611 920 R8129	MA1-8129	63	1SFA 611 930 R1042	MA6-1042	67
1SFA 611 621 R2035	MLBL-03BW	61	1SFA 611 920 R8129	MA1-8129	64	1SFA 611 930 R1043	MA6-1043	67
1SFA 611 621 R2041	MLBL-04BR	61	1SFA 611 920 R8130	MA1-8130	36	1SFA 611 930 R1044	MA6-1044	67
1SFA 611 621 R2042	MLBL-04BG	61	1SFA 611 920 R8130	MA1-8130	54	1SFA 611 930 R1045	MA6-1045	67
1SFA 611 621 R2043	MLBL-04BY	61	1SFA 611 920 R8130	MA1-8130	63	1SFA 611 930 R1060	MA6-1060	68
1SFA 611 621 R2044	MLBL-04BL	61	1SFA 611 920 R8130	MA1-8130	64	1SFA 611 930 R1061	MA6-1061	68
1SFA 611 621 R2045	MLBL-04BW	61	1SFA 611 920 R8131	MA1-8131	36	1SFA 611 930 R1062	MA6-1062	68
1SFA 611 621 R2051	MLBL-05BR	61	1SFA 611 920 R8136	MA1-8136	36	1SFA 611 930 R1063	MA6-1063	68
1SFA 611 621 R2052	MLBL-05BG	61	1SFA 611 920 R8136	MA1-8136	54	1SFA 611 930 R1064	MA6-1064	68
1SFA 611 621 R2053	MLBL-05BY	61	1SFA 611 920 R8136	MA1-8136	63	1SFA 611 930 R1065	MA6-1065	31
1SFA 611 621 R2054	MLBL-05BL	61	1SFA 611 920 R8136	MA1-8136	64	1SFA 611 930 R1070	MA6-1070	67
1SFA 611 621 R2055	MLBL-05BW	61	1SFA 611 920 R8137	MA1-8137	31	1SFA 611 930 R1071	MA6-1071	67
1SFA 611 621 R2061	MLBL-06BR	61	1SFA 611 920 R8138	MA1-8138	31	1SFA 611 930 R1072	MA6-1072	67
1SFA 611 621 R2062	MLBL-06BG	61	1SFA 611 920 R8139	MA1-8139	13	1SFA 611 930 R1073	MA6-1073	67
1SFA 611 621 R2063	MLBL-06BY	61	1SFA 611 920 R8149	MA1-8149	36	1SFA 611 930 R1074	MA6-1074	67
1SFA 611 621 R2064	MLBL-06BL	61	1SFA 611 925 R3001	MA5-3001	63	1SFA 611 930 R1075	MA6-1075	67
1SFA 611 621 R2065	MLBL-06BW	61	1SFA 611 925 R3002	MA5-3002	63	1SFA 611 930 R1076	MA6-1076	67
1SFA 611 621 R2071	MLBL-07BR	61	1SFA 611 925 R3003	MA5-3003	63	1SFA 611 930 R1077	MA6-1077	67
1SFA 611 621 R2072	MLBL-07BG	61	1SFA 611 925 R3004	MA5-3004	63	1SFA 611 930 R1078	MA6-1078	67
1SFA 611 621 R2073	MLBL-07BY	61	1SFA 611 925 R3005	MA5-3005	63	1SFA 611 930 R1079	MA6-1079	67
1SFA 611 621 R2074	MLBL-07BL	61	1SFA 611 925 R3006	MA5-3006	63	1SFA 611 930 R1080	MA6-1080	67
1SFA 611 621 R2075	MLBL-07BW	61	1SFA 611 925 R3007	MA5-3007	63	1SFA 611 930 R1081	MA6-1081	67
1SFA 611 621 R2081	MLBL-08BR	62	1SFA 611 925 R3008	MA5-3008	63	1SFA 611 930 R1082	MA6-1082	67
1SFA 611 621 R2082	MLBL-08BG	62	1SFA 611 925 R3009	MA5-3009	63	1SFA 611 930 R1083	MA6-1083	67
1SFA 611 621 R2083	MLBL-08BY	62	1SFA 611 925 R3010	MA5-3010	63	1SFA 611 930 R1084	MA6-1084	67
1SFA 611 621 R2084	MLBL-08BL	62	1SFA 611 930 L1024	MA6-1024-L	74	1SFA 611 930 R1100	MA6-1100	74
1SFA 611 621 R2085	MLBL-08BW	62	1SFA 611 930 R 1190	MA6-1190	68	1SFA 611 930 R1101	MA6-1101	74
1SFA 611 621 R2091	MLBL-09BR	62	1SFA 611 930 R 1191	MA6-1191	68	1SFA 611 930 R1102	MA6-1102	74
1SFA 611 621 R2092	MLBL-09BG	62	1SFA 611 930 R 1192	MA6-1192	68	1SFA 611 930 R1103	MA6-1103	74
1SFA 611 621 R2093	MLBL-09BY	62	1SFA 611 930 R 1193	MA6-1193	68	1SFA 611 930 R1104	MA6-1104	74
1SFA 611 621 R2094	MLBL-09BL	62	1SFA 611 930 R 1194	MA6-1194	68	1SFA 611 930 R1130	MA6-1130	68
1SFA 611 621 R2095	MLBL-09BW	62	1SFA 611 930 R1000	MA6-1000	75	1SFA 611 930 R1131	MA6-1131	68
1SFA 611 630 R1001	MDB-1001	35	1SFA 611 930 R1002	MA6-1002	75	1SFA 611 930 R1132	MA6-1132	68
1SFA 611 630 R1002	MDB-2	36	1SFA 611 930 R1003	MA6-1003	75	1SFA 611 930 R1133	MA6-1133	68
1SFA 611 630 R1002	MDB-2	54	1SFA 611 930 R1004	MA6-1004	75	1SFA 611 930 R1134	MA6-1134	68
1SFA 611 701 R6006	MJS1-60B	31	1SFA 611 930 R1005	MA6-1005	75	1SFA 611 930 R1135	MA6-1135	68
1SFA 611 702 R6006	MJS2-60B	31	1SFA 611 930 R1006	MA6-1006	75	1SFA 611 930 R1136	MA6-1136	68
1SFA 611 705 R6006	MJS5-60B	31	1SFA 611 930 R1007	MA6-1007	75	1SFA 611 930 R1137	MA6-1137	68
1SFA 611 706 R6006	MJS6-60B	31	1SFA 611 930 R1008	MA6-1008	75	1SFA 611 930 R1138	MA6-1138	68
1SFA 611 707 R6006	MJS7-60B	31	1SFA 611 930 R1009	MA6-1009	75	1SFA 611 930 R1139	MA6-1139	68
1SFA 611 708 R6006	MJS8-60B	31	1SFA 611 930 R1010	MA6-1010	75	1SFA 611 930 R1140	MA6-1140	68
1SFA 611 711 R6006	MJS11-60B	31	1SFA 611 930 R1011	MA6-1011	75	1SFA 611 930 R1141	MA6-1141	68
1SFA 611 712 R6006	MJS12-60B	31	1SFA 611 930 R1012	MA6-1012	75	1SFA 611 930 R1170	MA6-1170	68
1SFA 611 811 R1000	MEP1-0	58	1SFA 611 930 R1013	MA6-1013	75	1SFA 611 930 R1171	MA6-1171	68

Index

Order Code - Type

Order Code	Type	Page	Order Code	Type	Page	Order Code	Type	Page
1SFA 611 930 R1172	MA6-1172	68	1SFA 616 075 R1002	KT70-1002	79	1SFA 616 162 R1003	KPR3-100Y	28
1SFA 611 930 R1173	MA6-1173	68	1SFA 616 077 R1001	KA70-1001	79	1SFA 616 162 R1004	KPR3-100L	28
1SFA 611 930 R1174	MA6-1174	68	1SFA 616 077 R1002	KA70-1002	79	1SFA 616 162 R1005	KPR3-100W	28
1SFA 611 930 R1175	MA6-1175	68	1SFA 616 077 R1011	KA70-1011	79	1SFA 616 162 R1006	KPR3-100B	28
1SFA 611 930 R1176	MA6-1176	68	1SFA 616 077 R1012	KA70-1012	79	1SFA 616 162 R1014	KPR3-101L	28
1SFA 611 930 R1177	MA6-1177	68	1SFA 616 077 R1013	KA70-1013	79	1SFA 616 162 R1015	KPR3-101W	28
1SFA 611 930 R1178	MA6-1178	68	1SFA 616 077 R1021	KA70-1021	79	1SFA 616 162 R1025	KPR3-102W	28
1SFA 611 930 R1179	MA6-1179	68	1SFA 616 077 R1022	KA70-1022	79	1SFA 616 162 R1032	KPR3-103G	28
1SFA 611 930 R1240	MA6-1240	31	1SFA 616 077 R1023	KA70-1023	79	1SFA 616 162 R1035	KPR3-103W	28
1SFA 611 930 R1241	MA6-1241	31	1SFA 616 077 R1031	KA70-1031	79	1SFA 616 162 R1046	KPR3-104B	28
1SFA 611 930 R1242	MA6-1242	31	1SFA 616 077 R1032	KA70-1032	79	1SFA 616 163 R1001	KPR4-100R	28
1SFA 611 930 R1252	-	27	1SFA 616 077 R1033	KA70-1033	79	1SFA 616 163 R1005	KPR4-100W	28
1SFA 611 940 L1000	MA16-1000-L	70	1SFA 616 077 R1034	KA70-1034	79	1SFA 616 163 R1006	KPR4-100B	28
1SFA 611 940 L1001	MA16-1001-L	70	1SFA 616 080 R1131	KSB-113R	80	1SFA 616 163 R1051	KPR4-105R	28
1SFA 611 940 R1000	MA16-1000	70	1SFA 616 080 R1132	KSB-113G	80	1SFA 616 163 R1056	KPR4-105B	28
1SFA 611 940 R1001	MA16-1001	70	1SFA 616 080 R1133	KSB-113Y	80	1SFA 616 401 R4010	KB1-4010	27
1SFA 616 070 R1131	KL70-113R	78	1SFA 616 080 R1134	KSB-113L	80	1SFA 616 401 R4030	KB1-4030	27
1SFA 616 070 R1132	KL70-113G	78	1SFA 616 080 R1138	KSB-113C	80	1SFA 616 401 R4040	KB1-4040	27
1SFA 616 070 R1133	KL70-113Y	78	1SFA 616 080 R1231	KSB-123R	80	1SFA 616 401 R4110	KB1-4110	27
1SFA 616 070 R1134	KL70-113L	78	1SFA 616 080 R1232	KSB-123G	80	1SFA 616 401 R4130	KB1-4130	27
1SFA 616 070 R1138	KL70-113C	78	1SFA 616 080 R1233	KSB-123Y	80	1SFA 616 401 R4140	KB1-4140	27
1SFA 616 070 R1231	KL70-123R	78	1SFA 616 080 R1234	KSB-123L	80	1SFA 616 410 R1006	KT-100B	27
1SFA 616 070 R1232	KL70-123G	78	1SFA 616 080 R1238	KSB-123C	80	1SFA 616 410 R3006	KT-300B	27
1SFA 616 070 R1233	KL70-123Y	78	1SFA 616 080 R2031	KSB-203R	80	1SFA 616 901 L9000	KTC1-9000-L	71
1SFA 616 070 R1234	KL70-123L	78	1SFA 616 080 R2032	KSB-203G	80	1SFA 616 901 R1019	KTC1-1019	71
1SFA 616 070 R1238	KL70-123C	78	1SFA 616 080 R2033	KSB-203Y	80	1SFA 616 901 R1020	KTC1-1020	71
1SFA 616 070 R2031	KL70-203R	78	1SFA 616 080 R2034	KSB-203L	80	1SFA 616 901 R1025	KTC1-1025	71
1SFA 616 070 R2032	KL70-203G	78	1SFA 616 080 R2038	KSB-203C	80	1SFA 616 901 R1031	KTC1-1031	71
1SFA 616 070 R2033	KL70-203Y	78	1SFA 616 080 R3051	KSB-305R	80	1SFA 616 901 R1039	KTC1-1039	71
1SFA 616 070 R2034	KL70-203L	78	1SFA 616 080 R3052	KSB-305G	80	1SFA 616 901 R9000	KTC1-9000	71
1SFA 616 070 R2038	KL70-203C	78	1SFA 616 080 R3053	KSB-305Y	80	1SFA 616 901 R9002	KTC1-9002	72
1SFA 616 070 R3051	KL70-305R	78	1SFA 616 080 R3061	KSB-306R	80	1SFA 616 901 R9003	KTC1-9003	72
1SFA 616 070 R3052	KL70-305G	78	1SFA 616 080 R3062	KSB-306G	80	1SFA 616 901 R9004	KTC1-9004	72
1SFA 616 070 R3053	KL70-305Y	78	1SFA 616 080 R3063	KSB-306Y	80	1SFA 616 901 R9005	KTC1-9005	72
1SFA 616 070 R3054	KL70-305L	78	1SFA 616 080 R3071	KSB-307R	80	1SFA 616 901 R9006	KTC1-9006	73
1SFA 616 070 R3058	KL70-305C	78	1SFA 616 080 R3072	KSB-307G	80	1SFA 616 901 R9009	KTC1-9009	71
1SFA 616 070 R3061	KL70-306R	78	1SFA 616 080 R3073	KSB-307Y	80	1SFA 616 901 R9011	KTC1-9011	72
1SFA 616 070 R3062	KL70-306G	78	1SFA 616 080 R4011	KSB-401R	80	1SFA 616 901 R9012	KTC1-9012	72
1SFA 616 070 R3063	KL70-306Y	78	1SFA 616 080 R4012	KSB-401G	80	1SFA 616 901 R9014	KTC1-9014	72
1SFA 616 070 R3064	KL70-306L	78	1SFA 616 080 R4013	KSB-401Y	80	1SFA 616 901 R9015	KTC1-9015	72
1SFA 616 070 R3068	KL70-306C	78	1SFA 616 080 R4014	KSB-401L	80	1SFA 616 901 R9016	KTC1-9016	72
1SFA 616 070 R3071	KL70-307R	78	1SFA 616 080 R4018	KSB-401C	80	1SFA 616 901 R9017	KTC1-9017	72
1SFA 616 070 R3072	KL70-307G	78	1SFA 616 087 R1000	KASB-100	80	1SFA 616 901 R9018	KTC1-9018	73
1SFA 616 070 R3073	KL70-307Y	78	1SFA 616 105 R4001	KP6-40R	17	1SFA 616 901 R9019	KTC1-9019	73
1SFA 616 070 R3074	KL70-307L	78	1SFA 616 105 R4002	KP6-40G	17	1SFA 616 901 R9020	KTC1-9020	73
1SFA 616 070 R3078	KL70-307C	78	1SFA 616 105 R4006	KP6-40B	17	1SFA 616 901 R9021	KTC1-9021	73
1SFA 616 070 R3421	KL70-342R	78	1SFA 616 105 R4016	KP6-40B-10	17	1SFA 616 901 R9022	KTC1-9022	73
1SFA 616 070 R3422	KL70-342G	78	1SFA 616 105 R4026	KP6-40B-20	17	1SFA 616 901 R9023	KTC1-9023	73
1SFA 616 070 R3423	KL70-342Y	78	1SFA 616 105 R4046	KP6-40B-01	17	1SFA 616 901 R9024	KTC1-9024	73
1SFA 616 070 R3424	KL70-342L	78	1SFA 616 105 R4056	KP6-40B-02	17	1SFA 616 901 R9025	KTC1-9025	73
1SFA 616 070 R3428	KL70-342C	78	1SFA 616 105 R4076	KP6-40B-11	17	1SFA 616 901 R9026	KTC1-9026	73
1SFA 616 070 R3521	KL70-352R	78	1SFA 616 160 R1001	KPR1-100R	28	1SFA 616 901 R9027	KTC1-9027	73
1SFA 616 070 R3522	KL70-352G	78	1SFA 616 160 R1002	KPR1-100G	28	1SFA 616 901 R9028	KTC1-9028	72
1SFA 616 070 R3523	KL70-352Y	78	1SFA 616 160 R1003	KPR1-100Y	28	1SFA 616 902 L9000	KTC2-9000-L	71
1SFA 616 070 R3524	KL70-352L	78	1SFA 616 160 R1004	KPR1-100L	28	1SFA 616 902 R1019	KTC2-1019	71
1SFA 616 070 R3528	KL70-352C	78	1SFA 616 160 R1005	KPR1-100W	28	1SFA 616 902 R1020	KTC2-1020	71
1SFA 616 070 R4011	KL70-401R	78	1SFA 616 160 R1006	KPR1-100B	28	1SFA 616 902 R1025	KTC2-1025	71
1SFA 616 070 R4012	KL70-401G	78	1SFA 616 160 R1014	KPR1-101L	28	1SFA 616 902 R1031	KTC2-1031	71
1SFA 616 070 R4013	KL70-401Y	78	1SFA 616 160 R1015	KPR1-101W	28	1SFA 616 902 R1040	KTC2-1040	71
1SFA 616 070 R4014	KL70-401L	78	1SFA 616 160 R1025	KPR1-102W	28	1SFA 616 902 R9000	KTC2-9000	71
1SFA 616 070 R4018	KL40-401C	78	1SFA 616 160 R1032	KPR1-103G	28	1SFA 616 902 R9002	KTC2-9002	72
1SFA 616 071 R1201	KB70-1201	79	1SFA 616 160 R1035	KPR1-103W	28	1SFA 616 902 R9003	KTC2-9003	72
1SFA 616 071 R3001	KB70-3001	79	1SFA 616 160 R1046	KPR1-104B	28	1SFA 616 902 R9004	KTC2-9004	72
1SFA 616 071 R3101	KB70-3101	79	1SFA 616 161 R1001	KPR2-100R	28	1SFA 616 902 R9005	KTC2-9005	72
1SFA 616 073 R1104	KS70-1104	79	1SFA 616 161 R1005	KPR2-100W	28	1SFA 616 902 R9006	KTC2-9006	73
1SFA 616 073 R1204	KS70-1204	79	1SFA 616 161 R1006	KPR2-100B	28	1SFA 616 902 R9009	KTC2-9009	71
1SFA 616 073 R2002	KS70-2002	79	1SFA 616 161 R1051	KPR2-105R	28	1SFA 616 902 R9011	KTC2-9011	72
1SFA 616 073 R2004	KS70-2004	79	1SFA 616 161 R1056	KPR2-105B	28	1SFA 616 902 R9028	KTC2-9028	72
1SFA 616 073 R3004	KS70-3004	79	1SFA 616 162 R1001	KPR3-100R	28	1SFA 616 902 R9014	KTC2-9014	72
1SFA 616 075 R1001	KT70-1001	79	1SFA 616 162 R1002	KPR3-100G	28	1SFA 616 902 R9015	KTC2-9015	72

Index

Order Code - Type

Order Code	Type	Page	Order Code	Type	Page	Order Code	Type	Page
1SFA 616 902 R9016	KTC2-9016	72	1SFA 616 920 R8010	KA1-8010	37	1SFA 616 921 R2013	KA2-2013	38
1SFA 616 902 R9017	KTC2-9017	72	1SFA 616 920 R8010	KA1-8010	54	1SFA 616 921 R2013	KA2-2013	52
1SFA 616 902 R9018	KTC2-9018	73	1SFA 616 920 R8021	KA1-8021	37	1SFA 616 921 R2014	KA2-2014	38
1SFA 616 902 R9019	KTC2-9019	73	1SFA 616 920 R8021	KA1-8021	54	1SFA 616 921 R2014	KA2-2014	52
1SFA 616 902 R9020	KTC2-9020	73	1SFA 616 920 R8022	KA1-8022	37	1SFA 616 921 R2015	KA2-2015	38
1SFA 616 902 R9021	KTC2-9021	73	1SFA 616 920 R8022	KA1-8022	54	1SFA 616 921 R2015	KA2-2015	52
1SFA 616 902 R9022	KTC2-9022	73	1SFA 616 920 R8024	KA1-8024	37	1SFA 616 921 R2021	KA2-2021	38
1SFA 616 902 R9023	KTC2-9023	73	1SFA 616 920 R8027	KA1-8027	36	1SFA 616 921 R2021	KA2-2021	52
1SFA 616 902 R9024	KTC2-9024	73	1SFA 616 920 R8028	KA1-8028	36	1SFA 616 921 R2022	KA2-2022	38
1SFA 616 902 R9025	KTC2-9025	73	1SFA 616 920 R8029	KA1-8029	36	1SFA 616 921 R2022	KA2-2022	52
1SFA 616 902 R9026	KTC2-9026	73	1SFA 616 920 R8029	KA1-8029	54	1SFA 616 921 R2023	KA2-2023	38
1SFA 616 902 R9027	KTC2-9027	73	1SFA 616 920 R8030	KA1-8030	36	1SFA 616 921 R2023	KA2-2023	52
1SFA 616 903 L9000	KTC3-	71	1SFA 616 920 R8030	KA1-8030	54	1SFA 616 921 R2024	KA2-2024	38
1SFA 616 903 R1019	9000-L	71	1SFA 616 920 R8031	KA1-8031	40	1SFA 616 921 R2024	KA2-2024	52
1SFA 616 903 R1020	KTC3-1019	71	1SFA 616 920 R8032	KA1-8032	40	1SFA 616 921 R2025	KA2-2025	38
1SFA 616 903 R1025	KTC3-1020	71	1SFA 616 920 R8033	KA1-8033	40	1SFA 616 921 R2025	KA2-2025	52
1SFA 616 903 R1031	KTC3-1025	71	1SFA 616 920 R8034	KA1-8034	40	1SFA 616 921 R2031	KA2-2031	38
1SFA 616 903 R1039	KTC3-1031	71	1SFA 616 920 R8035	KA1-8035	40	1SFA 616 921 R2031	KA2-2031	52
1SFA 616 903 R9000	KTC3-1039	71	1SFA 616 920 R8038	KA1-8038	40	1SFA 616 921 R2032	KA2-2032	38
1SFA 616 903 R9002	KTC3-9000	72	1SFA 616 920 R8046	KA1-8046	28	1SFA 616 921 R2032	KA2-2032	52
	KTC3-9002		1SFA 616 920 R8047	KA1-8047	28	1SFA 616 921 R2033	KA2-2033	38
1SFA 616 903 R9003	KTC3-9003	72	1SFA 616 920 R8052	KA1-8052	37	1SFA 616 921 R2033	KA2-2033	52
1SFA 616 903 R9004	KTC3-9004	72	1SFA 616 920 R8052	KA1-8052	54	1SFA 616 921 R2034	KA2-2034	38
1SFA 616 903 R9005	KTC3-9005	72	1SFA 616 920 R8072	KA1-8072	36	1SFA 616 921 R2034	KA2-2034	52
1SFA 616 903 R9006	KTC3-9006	73	1SFA 616 920 R8072	KA1-8072	39	1SFA 616 921 R2035	KA2-2035	38
1SFA 616 903 R9009	KTC3-9009	71	1SFA 616 920 R8072	KA1-8072	53	1SFA 616 921 R2035	KA2-2035	52
1SFA 616 904 R1047	KTC4-1047	71	1SFA 616 920 R8072	KA1-8072	54	1SFA 616 921 R2041	KA2-2041	38
1SFA 616 904 R9004	KTC4-9004	72	1SFA 616 920 R8073	KA1-8073	36	1SFA 616 921 R2041	KA2-2041	52
1SFA 616 904 R9012	KTC4-9012	72	1SFA 616 920 R8073	KA1-8073	54	1SFA 616 921 R2042	KA2-2042	38
1SFA 616 905 R1040	KTC5-1040	71	1SFA 616 920 R8075	CA1-8075	54	1SFA 616 921 R2042	KA2-2042	52
1SFA 616 905 R1047	KTC5-1047	71	1SFA 616 920 R8077	KA1-8077	37	1SFA 616 921 R2043	KA2-2043	38
1SFA 616 905 R9004	KTC5-9004	72	1SFA 616 920 R8079	KA1-8079	37	1SFA 616 921 R2043	KA2-2043	52
1SFA 616 906 R1039	KTC6-1039	71	1SFA 616 920 R8080	KA1-8080	37	1SFA 616 921 R2044	KA2-2044	38
1SFA 616 906 R1042	KTC6-1042	71	1SFA 616 920 R8081	KA1-8081	40	1SFA 616 921 R2044	KA2-2044	52
1SFA 616 906 R9002	KTC6-9002	72	1SFA 616 920 R8082	KA1-8082	40	1SFA 616 921 R2045	KA2-2045	38
1SFA 616 906 R9003	KTC6-9003	72	1SFA 616 920 R8083	KA1-8083	40	1SFA 616 921 R2045	KA2-2045	52
1SFA 616 906 R9011	KTC6-9011	72	1SFA 616 920 R8084	KA1-8084	40	1SFA 616 921 R2051	KA2-2051	38
1SFA 616 908 R1039	KTC8-1039	71	1SFA 616 920 R8085	KA1-8085	40	1SFA 616 921 R2051	KA2-2051	52
1SFA 616 908 R9002	KTC8-9002	72	1SFA 616 920 R8086	KA1-8086	40	1SFA 616 921 R2052	KA2-2052	38
1SFA 616 908 R9003	KTC8-9003	72	1SFA 616 920 R8087	KA1-8087	40	1SFA 616 921 R2052	KA2-2052	52
1SFA 616 908 R9004	KTC8-9004	72	1SFA 616 920 R8087	KA1-8087	54	1SFA 616 921 R2053	KA2-2053	38
1SFA 616 908 R9005	KTC8-9005	72	1SFA 616 920 R8088	KA1-8088	40	1SFA 616 921 R2053	KA2-2053	52
1SFA 616 908 R9009	KTC8-9009	71	1SFA 616 920 R8091	KA1-8091	40	1SFA 616 921 R2054	KA2-2054	38
1SFA 616 908 R9011	KTC8-9011	72	1SFA 616 920 R8092	KA1-8092	40	1SFA 616 921 R2054	KA2-2054	52
1SFA 616 908 R9012	KTC8-9012	72	1SFA 616 920 R8093	KA1-8093	40	1SFA 616 921 R2055	KA2-2055	38
1SFA 616 908 R9014	KTC8-9014	72	1SFA 616 920 R8094	KA1-8094	40	1SFA 616 921 R2055	KA2-2055	52
1SFA 616 908 R9016	KTC8-9015	72	1SFA 616 920 R8095	KA1-8095	40	1SFA 616 921 R2131	KA2-2131	38
1SFA 616 908 R9016	KTC8-9016	72	1SFA 616 920 R8096	KA1-8096	40	1SFA 616 921 R2131	KA2-2131	52
1SFA 616 908 R9017	KTC8-9017	72	1SFA 616 920 R8097	KA1-8097	40	1SFA 616 921 R2132	KA2-2132	38
1SFA 616 908 R9018	KTC8-9018	73	1SFA 616 920 R8097	KA1-8097	54	1SFA 616 921 R2132	KA2-2132	52
1SFA 616 908 R9019	KTC8-9019	73	1SFA 616 920 R8098	KA1-8098	40	1SFA 616 921 R2133	KA2-2133	38
1SFA 616 908 R9020	KTC8-9020	73	1SFA 616 920 R8101	KA1-8101	40	1SFA 616 921 R2133	KA2-2133	52
1SFA 616 908 R9021	KTC8-9021	73	1SFA 616 920 R8102	KA1-8102	40	1SFA 616 921 R2134	KA2-2134	38
1SFA 616 908 R9022	KTC8-9022	73	1SFA 616 920 R8103	KA1-8103	40	1SFA 616 921 R2134	KA2-2134	52
1SFA 616 908 R9023	KTC8-9023	73	1SFA 616 920 R8104	KA1-8104	40	1SFA 616 921 R2135	KA2-2135	38
1SFA 616 908 R9024	KTC8-9024	73	1SFA 616 920 R8105	KA1-8105	40	1SFA 616 921 R2135	KA2-2135	52
1SFA 616 908 R9025	KTC8-9025	73	1SFA 616 920 R8108	KA1-8108	40	1SFA 616 921 R2141	KA2-2141	38
1SFA 616 908 R9026	KTC8-9026	73	1SFA 616 920 R8111	KA1-8111	40	1SFA 616 921 R2141	KA2-2141	52
1SFA 616 908 R9027	KTC8-9027	73	1SFA 616 920 R8112	KA1-8112	40	1SFA 616 921 R2142	KA2-2142	38
1SFA 616 908 R9028	KTC8-9028	72	1SFA 616 920 R8113	KA1-8113	40	1SFA 616 921 R2142	KA2-2142	52
1SFA 616 909 R1040	KTC9-1040	71	1SFA 616 920 R8114	KA1-8114	40	1SFA 616 921 R2143	KA2-2143	38
1SFA 616 909 R9009	KTC9-9009	71	1SFA 616 920 R8115	KA1-8115	40	1SFA 616 921 R2143	KA2-2143	52
1SFA 616 915 L1038	-	69	1SFA 616 920 R8118	KA1-8118	40	1SFA 616 921 R2144	KA2-2144	38
1SFA 616 915 R1005	-	69	1SFA 616 920 R8120	KA1-8120	67	1SFA 616 921 R2144	KA2-2144	52
1SFA 616 915 R1038	-	69	1SFA 616 920 R8121	KA1-8121	67	1SFA 616 921 R2145	KA2-2145	38
1SFA 616 915 R6005	-	69	1SFA 616 920 R8126	MA1-8126	37	1SFA 616 921 R2145	KA2-2145	52
1SFA 616 920 R 8045	KA1-8045	63	1SFA 616 921 R2011	KA2-2011	38	1SFA 616 921 R2221	KA2-2221	38
1SFA 616 920 R8002	KA1-8002	37	1SFA 616 921 R2011	KA2-2011	52	1SFA 616 921 R2221	KA2-2221	52
1SFA 616 920 R8002	KA1-8002	54	1SFA 616 921 R2012	KA2-2012	38	1SFA 616 921 R2222	KA2-2222	38
1SFA 616 920 R8005	KA1-8005	29	1SFA 616 921 R2012	KA2-2012	52	1SFA 616 921 R2222	KA2-2222	52
1SFA 616 920 R8005	KA1-8005	54						

Index

Order Code - Type


Order Code	Type	Page	Order Code	Type	Page	Order Code	Type	Page
1SFA 616 921 R2223	KA2-2223	38	1SFA 619 101 R1113	CP2-11Y-10	48	1SFA 619 211 R102■	C3SS2-10■-20	46
1SFA 616 921 R2223	KA2-2223	52	1SFA 619 101 R1141	CP2-11R-01	48	1SFA 619 211 R105■	C3SS2-10■-02	46
1SFA 616 921 R2224	KA2-2224	38	1SFA 619 101 R1211	CP2-12R-10	48	1SFA 619 211 R107■	C3SS2-10■-11	46
1SFA 616 921 R2224	KA2-2224	52	1SFA 619 101 R1212	CP2-12G-10	48	1SFA 619 212 R102■	C3SS3-10■-20	46
1SFA 616 921 R2225	KA2-2225	38	1SFA 619 101 R1213	CP2-12Y-10	48	1SFA 619 212 R105■	C3SS3-10■-02	46
1SFA 616 921 R2225	KA2-2225	52	1SFA 619 101 R1241	CP2-12R-01	48	1SFA 619 212 R107■	C3SS3-10■-11	46
1SFA 616 921 R2231	KA2-2231	39	1SFA 619 101 R1311	CP2-13R-10	49	1SFA 619 216 R102■	C3SS7-10■-20	46
1SFA 616 921 R2231	KA2-2231	53	1SFA 619 101 R1312	CP2-13G-10	49	1SFA 619 216 R105■	C3SS7-10■-02	46
1SFA 616 921 R2232	KA2-2232	39	1SFA 619 101 R1313	CP2-13Y-10	49	1SFA 619 216 R107■	C3SS7-10■-11	46
1SFA 616 921 R2232	KA2-2232	53	1SFA 619 101 R1341	CP2-13R-01	49	1SFA 619 402 R1001	CL-100R	51
1SFA 616 921 R2233	KA2-2233	39	1SFA 619 102 R101■	CP3-10■-10	45	1SFA 619 402 R1002	CL-100G	51
1SFA 616 921 R2233	KA2-2233	53	1SFA 619 102 R102■	CP3-10■-20	45	1SFA 619 402 R1003	CL-100Y	51
1SFA 616 921 R2234	KA2-2234	39	1SFA 619 102 R104■	CP3-10■-01	45	1SFA 619 402 R1004	CL-100L	51
1SFA 616 921 R2234	KA2-2234	53	1SFA 619 102 R105■	CP3-10■-02	45	1SFA 619 402 R1005	CL-100W	51
1SFA 616 921 R2235	KA2-2235	39	1SFA 619 102 R107■	CP3-10■-11	45	1SFA 619 402 R1008	CL-100C	51
1SFA 616 921 R2235	KA2-2235	53	1SFA 619 102 R1111	CP3-11R-10	48	1SFA 619 402 R5011	CL-501R	50
1SFA 616 922 R1018	KA3-1018	80	1SFA 619 102 R1112	CP3-11G-10	48	1SFA 619 402 R5012	CL-501G	50
1SFA 616 922 R1028	KA3-1028	80	1SFA 619 102 R1113	CP3-11Y-10	48	1SFA 619 402 R5013	CL-501Y	50
1SFA 616 922 R1118	KA3-1118	80	1SFA 619 102 R1141	CP3-11R-01	48	1SFA 619 402 R5014	CL-501L	50
1SFA 616 922 R1148	KA3-1148	80	1SFA 619 102 R1211	CP3-12R-10	48	1SFA 619 402 R5015	CL-501W	50
1SFA 616 923 R1028	KA4-1021	79	1SFA 619 102 R1212	CP3-12G-10	48	1SFA 619 402 R5021	CL-502R	50
1SFA 616 923 R1118	KA4-1118	79	1SFA 619 102 R1213	CP3-12Y-10	48	1SFA 619 402 R5022	CL-502G	50
1SFA 616 923 R1148	KA4-1148	79	1SFA 619 102 R1241	CP3-12R-01	48	1SFA 619 402 R5023	CL-502Y	50
1SFA 616 924 R1021	KA4-1021	79	1SFA 619 102 R1311	CP3-13R-10	49	1SFA 619 402 R5024	CL-502L	50
1SFA 616 924 R1022	KA4-1022	79	1SFA 619 102 R1312	CP3-13G-10	49	1SFA 619 402 R5025	CL-502W	50
1SFA 616 924 R1023	KA4-1023	79	1SFA 619 102 R1313	CP3-13Y-10	49	1SFA 619 402 R5041	CL-504R	50
1SFA 616 924 R1024	KA4-1024	79	1SFA 619 102 R1341	CP3-13R-01	49	1SFA 619 402 R5042	CL-504G	50
1SFA 616 924 R1025	KA4-1025	79	1SFA 619 103 R101■	CP4-10■-10	45	1SFA 619 402 R5043	CL-504Y	50
1SFA 616 950 R1001	KTR1-1001	35	1SFA 619 103 R102■	CP4-10■-20	45	1SFA 619 402 R5044	CL-504L	50
1SFA 616 950 R1002	KTR1-1002	35	1SFA 619 103 R104■	CP4-10■-01	45	1SFA 619 402 R5045	CL-504W	50
1SFA 616 950 R1003	KTR1-1003	35	1SFA 619 103 R105■	CP4-10■-02	45	1SFA 619 402 R5051	CL-505R	50
1SFA 616 950 R1004	KTR1-1004	35	1SFA 619 103 R107■	CP4-10■-11	45	1SFA 619 402 R5052	CL-505G	50
1SFA 616 950 R1005	KTR1-1005	35	1SFA 619 103 R1111	CP4-11R-10	48	1SFA 619 402 R5053	CL-505Y	50
1SFA 616 950 R1011	KTR1-1011	35	1SFA 619 103 R1112	CP4-11G-10	48	1SFA 619 402 R5054	CL-505L	50
1SFA 616 950 R1012	KTR1-1012	35	1SFA 619 103 R1113	CP4-11Y-10	48	1SFA 619 402 R5055	CL-505W	50
1SFA 616 950 R1013	KTR1-1013	35	1SFA 619 103 R1141	CP4-11R-01	48	1SFA 619 402 R5131	CL-513R	50
1SFA 616 950 R1014	KTR1-1014	35	1SFA 619 103 R1211	CP4-12R-10	49	1SFA 619 402 R5132	CL-513G	50
1SFA 616 950 R2001	KTR1-2001	35	1SFA 619 103 R1212	CP4-12G-10	49	1SFA 619 402 R5133	CL-513Y	50
1SFA 616 950 R2002	KTR1-2002	35	1SFA 619 103 R1213	CP4-12Y-10	49	1SFA 619 402 R5134	CL-513L	50
1SFA 616 950 R2003	KTR1-2003	35	1SFA 619 103 R1241	CP4-12R-01	49	1SFA 619 402 R5135	CL-513W	50
1SFA 616 950 R2004	KTR1-2004	35	1SFA 619 103 R1311	CP4-13R-10	49	1SFA 619 402 R5151	CL-515R	50
1SFA 616 950 R2005	KTR1-2005	35	1SFA 619 103 R1312	CP4-13G-10	49	1SFA 619 402 R5152	CL-515G	50
1SFA 616 950 R2011	KTR1-2011	35	1SFA 619 103 R1313	CP4-13Y-10	49	1SFA 619 402 R5153	CL-515Y	50
1SFA 616 950 R2012	KTR1-2012	35	1SFA 619 103 R1341	CP4-13R-01	49	1SFA 619 402 R5154	CL-515L	50
1SFA 616 950 R2013	KTR1-2013	35	1SFA 619 110 R1015	CP11-10W-10	45	1SFA 619 402 R5155	CL-515W	50
1SFA 616 950 R2014	KTR1-2014	35	1SFA 619 120 R1015	CP12-10W-10	45	1SFA 619 402 R5201	CL-520R	50
1SFA 619 100 R101■	CP1-10■-10	45	1SFA 619 126 R1071	CPM3-10R-11	49	1SFA 619 402 R5202	CL-520G	50
1SFA 619 100 R102■	CP1-10■-20	45	1SFA 619 126 R1072	CPM3-10G-11	49	1SFA 619 402 R5203	CL-520Y	50
1SFA 619 100 R104■	CP1-10■-01	45	1SFA 619 126 R1073	CPM3-10Y-11	49	1SFA 619 402 R5204	CL-520L	50
1SFA 619 100 R105■	CP1-10■-02	45	1SFA 619 126 R1074	CPM3-10L-11	49	1SFA 619 402 R5205	CL-520W	50
1SFA 619 100 R107■	CP1-10■-11	45	1SFA 619 126 R1076	CPM3-10B-11	49	1SFA 619 402 R5231	CL-523R	51
1SFA 619 100 R1111	CP1-11R-10	48	1SFA 619 132 R1046	CP33-10B-01	45	1SFA 619 402 R5232	CL-523G	51
1SFA 619 100 R1112	CP1-11G-10	48	1SFA 619 200 R101■	C2SS1-10■-10	46	1SFA 619 402 R5233	CL-523Y	51
1SFA 619 100 R1113	CP1-11Y-10	48	1SFA 619 200 R102■	C2SS1-10■-20	46	1SFA 619 402 R5234	CL-523L	51
1SFA 619 100 R1141	CP1-11R-01	48	1SFA 619 200 R104■	C2SS1-10■-01	46	1SFA 619 402 R5235	CL-523W	51
1SFA 619 100 R1211	CP1-12R-10	48	1SFA 619 200 R105■	C2SS1-10■-02	46	1SFA 619 402 R5301	CL-530R	51
1SFA 619 100 R1212	CP1-12G-10	48	1SFA 619 200 R107■	C2SS1-10■-11	46	1SFA 619 402 R5302	CL-530G	51
1SFA 619 100 R1213	CP1-12Y-10	48	1SFA 619 201 R101■	C2SS2-10■-10	46	1SFA 619 402 R5303	CL-530Y	51
1SFA 619 100 R1241	CP1-12R-01	48	1SFA 619 201 R102■	C2SS2-10■-20	46	1SFA 619 402 R5304	CL-530L	51
1SFA 619 100 R1311	CP1-13R-10	49	1SFA 619 201 R104■	C2SS2-10■-01	46	1SFA 619 402 R5305	CL-530W	51
1SFA 619 100 R1312	CP1-13G-10	49	1SFA 619 201 R105■	C2SS2-10■-02	46	1SFA 619 402 R5411	CL-541R	51
1SFA 619 100 R1313	CP1-13Y-10	49	1SFA 619 201 R107■	C2SS2-10■-11	46	1SFA 619 402 R5412	CL-541G	51
1SFA 619 101 R101■	CP2-10■-10	45	1SFA 619 202 R101■	C2SS3-10■-10	46	1SFA 619 402 R5413	CL-541Y	51
1SFA 619 101 R102■	CP2-10■-20	45	1SFA 619 202 R102■	C2SS3-10■-20	46	1SFA 619 402 R5414	CL-541L	51
1SFA 619 101 R104■	CP2-10■-01	45	1SFA 619 202 R104■	C2SS3-10■-01	46	1SFA 619 402 R5415	CL-541W	51
1SFA 619 101 R105■	CP2-10■-02	45	1SFA 619 202 R105■	C2SS3-10■-02	46	1SFA 619 500 R1041	CE3T-10R-01	47
1SFA 619 101 R107■	CP2-10■-11	45	1SFA 619 202 R107■	C2SS3-10■-11	46	1SFA 619 500 R1051	CE3T-10R-02	47
1SFA 619 101 R1111	CP2-11R-10	48	1SFA 619 210 R102■	C3SS1-10■-20	46	1SFA 619 500 R1071	CE3T-10R-11	47
1SFA 619 101 R1112	CP2-11G-10	48	1SFA 619 210 R105■	C3SS1-10■-02	46	1SFA 619 500 R1076	CE3T-10B-11	47
			1SFA 619 210 R107■	C3SS1-10■-11	46	1SFA 619 501 R1051	CE3P-10R-02	47

Index

Order Code - Type

Order Code	Type	Page	Order Code	Type	Page
1SFA 619 501 R1071	CE3P-10R-11	47	SK 615 546-8	-	69
1SFA 619 501 R1076	CE3P-10B-11	47	SK 615 550-29	-	70
1SFA 619 502 R1051	CE3K1-10R-02	47	SK 615 550-44	-	70
1SFA 619 502 R1071	CE3K1-10R-11	47	SK 615 550-61	-	70
1SFA 619 502 R1076	CE3K1-10B-11	47	SK 615 550-62	-	70
1SFA 619 550 R1041	CE4T-10R-01	47	SK 615 550-63	-	70
1SFA 619 550 R1051	CE4T-10R-02	47	SK 615 550-80	-	70
1SFA 619 550 R1071	CE4T-10R-11	47	SK 615 550-81	-	70
1SFA 619 550 R1076	CE4T-10B-11	47	SK 615 552-13	-	70
1SFA 619 551 R1051	CE4P-10R-02	47	SK 615 552-14	-	70
1SFA 619 551 R1071	CE4P-10R-11	47	SK 615 552-15	-	70
1SFA 619 551 R1076	CE4P-10B-11	47	SK 615 552-16	-	70
1SFA 619 552 R1051	CE4K1-10R-02	47	SK 615 552-17	-	70
1SFA 619 552 R1071	CE4K1-10R-11	47	SK 615 552-18	-	70
1SFA 619 552 R1076	CE4K1-10B-11	47	SK 615 552-20	-	70
1SFA 619 811 R1001	CEP1-1001	65	SK 615 552-21	-	70
1SFA 619 811 R1002	CEP1-1002	65	SK 615 552-22	-	70
1SFA 619 811 R2001	CEP1-2001	65	SK 615 552-23	-	70
1SFA 619 811 R2002	CEP1-2002	65	SK 615 552-24	-	70
1SFA 619 821 R1001	CEPY1-1001	65	SK 615 552-25	-	70
1SFA 619 821 R1002	CEPY1-1002	65	SK 615 552-27	-	70
1SFA 619 821 R1006	CEPY1-1006	65	SK 615 552-28	-	70
1SFA 619 821 R2001	CEPY1-2001	65	SK 615 552-29	-	70
1SFA 619 821 R2002	CEPY1-2002	65	SK 615 552-30	-	70
1SFA 619 920 R8077	CA1-8077	54	SK 615 552-31	-	70
1SFA 619 920 R8078	CA1-8078	54	SK 615 552-32	-	70
1SFA 619 920 R8080	CA1-8080	54	SK 615 552-39	-	70
1SFA 619 930 R1026	CA6-1026	74	SK 615 552-40	-	70
1SFA 619 930 R1027	CA6-1027	74	SK 615 552-60	-	70
4950 512-1	-	39	SK 615 562-12	-	70
4950 512-2	-	39	SK 615 562-18	-	70
4950 512-3	-	39	SK 615 562-27	-	70
5396 0543-1	-	63	SK 615 562-82	-	70
5911 086-11	-	39	SK 615 562-83	-	70
5911 086-11	-	53	SK 615 562-87	-	27
5911 086-12	-	39	SK 615 562-88	-	27
5911 086-12	-	53	SK 616 016-2	-	36
5911 086-13	-	39	SK 616 016-2	-	54
5911 086-13	-	53	SK 616 021-71	-	36
5911 086-14	-	39	SK 616 021-72	-	36
5911 086-14	-	53	SK 616 021-73	-	36
5911 086-15	-	39	SK 616 701-AA	KEM1-0	64
5911 086-15	-	53	SK 616 702-AA	KEM2-0	64
5911 086-4	-	39	SK 616 703-AA	KEM3-0	64
5911 086-4	-	53	SK 616 704-AA	KEM4-0	64
5911 086-5	-	39	SK 616 706-AA	KEM6-0	64
5911 086-5	-	53			
5911 086-7	-	39			
5911 086-7	-	53			
SK 170 0182	-	64			
SK 170 4536	-	64			
SK 170 7685	-	64			
SK 170 7686	-	64			
SK 170 7687	-	64			
SK 172 105-AA	-	64			
SK 172 105-AD	-	64			
SK 172 105-AE	-	64			
SK 172 105-AF	-	64			
SK 175 0152	-	64			
SK 175 919-3	-	64			
SK 615 512-1	-	37			
SK 615 512-1	-	54			
SK 615 516-1	-	63			
SK 615 546-1	-	69			
SK 615 546-13	-	69			
SK 615 546-2	-	69			
SK 615 546-3	-	69			
SK 615 546-4	-	69			
SK 615 546-5	-	69			
SK 615 546-6	-	69			

Accessories




Contact Blocks and Holder



Micro Switch Blocks



LED Block with built in leakage current protection



Legend Plate Holders for Joystick



Legend Plate Holders



Legend Plate Holder for Double Pushbutton



Protective Cover



Mounting Tool



Mounting Tool for Power Tool

Description	Type	Order Code	Package Qty
Separate Holder			
Holders for three blocks	MCBH-00	1SFA611605R1100	10
Contact Blocks (see page 34)			
1 NO	MCB-10	1SFA611610R1001	10
1 NC	MCB-01	1SFA611610R1010	10
Micro Switch Blocks			
1 NO	MCBL-10	1SFA611612R1010	10
1 NC	MCBL-01	1SFA611612R1001	10
Contact Blocks with 3-Blocks Holder included (Contact Blocks - see page 34)			
1 NO	MCBH-10	1SFA611605R1101	1
1 NC	MCBH-01	1SFA611605R1110	1
2 NC	MCBH-02	1SFA611605R1120	1
2 NO	MCBH-20	1SFA611605R1102	1
1 NO + 1 NC	MCBH-11	1SFA611605R1111	1
2 NO + 1 NC	MCBH-21	1SFA611605R1112	1
LED Blocks (see page 32, 61)			
Colors ■ : ● =R ● =G ● =Y ● =L ○ =W □ : ● =1 ● =2 ● =3 ● =4 ○ =5			
Rated Voltage 24 V, AC/DC	MLBL-01■	1SFA611621R101□	10
Rated Voltage 110-130 V, AC	MLBL-04■	1SFA611621R104□	10
Rated Voltage 110-130 V, DC	MLBL-05■	1SFA611621R105□	10
Rated Voltage 220 V, DC	MLBL-06■	1SFA611621R106□	10
Rated Voltage 230 V, AC	MLBL-07■	1SFA611621R107□	10
Legend Plate Holders			
Legend Plate Holder (4-pos. Joystick)	MA1-8137	1SFA611920R8137	1
Legend Plate Holder (2-pos. Joystick)	MA1-8138	1SFA611920R8138	1
Legend Plate Holder (2-pos. Double)	MA1-8039	1SFA611920R8039	1
Legend Plate Holder (black)	KA1-8120	1SFA616920R8120	10
Inserts without text	KA1-8121	1SFA616920R8121	10
Legend Plate Holder for Plastic Enclosure	MA6-1060	1SFA611930R1060	10
Inserts without text for Plastic Enclosure	MA6-1061	1SFA611930R1061	10
Accessories (see page 34, 52, 63)			
Mounting Tool	MA1-8015	1SFA611920R8015	1
Mounting Tool for Power Tool	MA1-8149	1SFA611920R8149	1
Silicone Membrane for Flush Pushbutton	KA1-8052	1SFA611920R8052	1
Silicone Membrane for Extended Pushbutton	KA1-8002	1SFA611920R8002	1
Silicone Membrane for Double Pushbutton	MA1-8126	1SFA611920R8126	1
Locking Nut	MA1-8019	1SFA611920R8019	10
Light Diffusing Lens	KA1-8005	1SFA611920R8005	1
Protective Cover	KA1-8010	1SFA611920R8010	1
Spacer*	-	SK615516-1	1
Spacer for Modular Emergency Stop*	KA1-8045	1SFA616920R8045	1

*Spacer is needed when Legend Plates are not used in Plastic Enclosures

Enclosures



Empty Enclosures



DIN-rail Adaptor

Description	Type	Order Code	Package Qty
Empty Plastic Enclosures for Modular and Compact Range			
■ □ 1-seat	MEPY1-0	1SFA611821R1000	1
■ □ 1-seat	MEP1-0	1SFA611811R1000	1
■ □ 2-seat	MEP2-0	1SFA611812R1000	1
■ □ 3-seat	MEP3-0	1SFA611813R1000	1
■ □ 4-seat	MEP4-0	1SFA611814R1000	1
■ □ 6-seat	MEP6-0	1SFA611816R1000	1
Shroud			
■ Yellow	MA1-8053	1SFA611920R8053	1
■ Grey	MA1-8128	1SFA611920R8128	1
Empty Plastic Enclosures for Compact Range			
■ □ Yellow/Light grey	CEPY1-0	1SFA619821R1000	1
■ □ Dark grey/Light grey	CEP1-0	1SFA619811R1000	1
Shroud			
■ Yellow	CA1-8053	1SFA619920R8053	1
■ Grey	CA1-8054	1SFA619920R8054	1
DIN-rail Adaptor			
DIN-rail Adaptor	MA1-8131	1SFA611920R8131	1

Enclosures - see page 57

Contact us

ABB AB
Control Products
Low Voltage Produkts
S-72161 Västerås, Sweden

www.abb.com/lowvoltage

© Copyright 2013. All rights reserved. Specification subject to change without notice.



Catalog 1SFC151004C0201, Rev.D, November 2013 Proc ABB AB; Control Products / XM