

310.424.001.0111

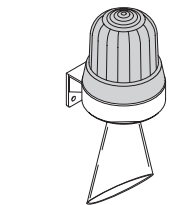
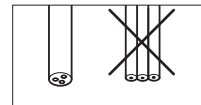
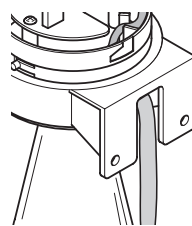
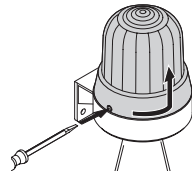
© D

WERMA
SIGNALTECHNIK

WERMA Signaltechnik GmbH + Co. KG
D-78604 Rietheim-Weilheim
Telefon +49 (0)7424 / 9557-0
Telefax +49 (0)7424 / 9557-44
info@werma.com
www.werma.com



- Ⓓ Anschluss **ausschließlich** durch ausgebildete Elektro-Fachkräfte.
- ⒼⒸ Electrical connection is to be made by trained electrical specialists **only**.
- Ⓕ Le branchement doit **uniquement** être effectué par des professionnels.
- Ⓡ Il collegamento deve essere eseguito **solo** da elettricisti specializzati.
- Ⓔ La conexión **sólo** debe ser realizada por electricistas debidamente formados.
- Ⓟ A ligação deve ser feita **exclusivamente** por profissional elétrico especializado.
- ⒸⓏ Připojení smí **provádět** pouze kvalifikovaný personál.
- Ⓟ Podłączenie **wyłącznie** przez specjalistów-elektryków.
- Ⓕ Liittäminen kuuluu **ainoastaan** koulutettujen sähköalan ammattilaisten tehtäviin.
- Ⓡⓞⓢ Подключение проводится только специалистом-электриком.
- ⒹⓇ Bağlantı **sadece** eğitimli elektrik teknisyenleri tarafından yapılmalıdır.
- ⒸⓃ 布线需由专业电工执行



	$I_0 \leq 500 \text{ mA} / 24 \text{ V}$
424 x20 75	24 V~, 125 mA
424 x20 67	115 V~, 85 mA
424 x20 68	230 V~, 85 mA
425 x20 75	24 V~, 200 mA
425 x20 67	115 V~, 100 mA
425 x20 68	230 V~, 100 mA

